



No: 23

MATCH REPORT / FEUILLE DE MATCH / SPIELBERICHT

| | | | | | | | | | | | | | | | | | | | | | |
|---|---|---------------|--|--|----------------|--|----------|---------------|--|------------|--|--|----------|----------|----------------|----------------|----------------|----|---|----------------|---|
| Home team / Equipe recevante / Heimmannschaft A QAT - Qatar | | | versus contre gegen | | | Guest team / Equipe visiteuse / Gastmannschaft B EGY - Egypt | | | Spectators / Spectateurs / Zuschauer 200 | | | | | | | | | | | | |
| played in / joué a / gespielt in Doha | | | in the Hall / dans la salle / in der Halle Al-Gharafa Sports Club Hall | | | on / le / am THU 11 AUG 2005 | | | at / a / um 14:00 | | | | | | | | | | | | |
| Half-time (30') Mi-temps (30') Halbzeit (30') | A | B | End of playing time Fin du temps de jeu Spielzeitende (60') | A | B | 1st extra time 1ère prolongation 1. Verlängerung | A | B | 2nd extra time 2ème prolongation 2. Verlängerung | A | B | After penalty throws Après jets de 7 m Nach 7-m-Werfen | A | B | | | | | | | |
| Number of 7 m Nombre de 7 m Anzahl 7 m | A | Team time-out | | Full name of players and officials (Off.A-E) Noms et prénoms des joueurs et des officiels (Off.A-E) Namen und Vornamen der Spieler und Offiziellen (Off.A-E) | | | | Team time-out | | B | Number of 7 m Nombre de 7 m Anzahl 7 m | | | | | | | | | | |
| | 3/3 | I | 00:58:28 | | | | | | | 6/5 | | | | | | | | | | | |
| No. | Team / Equipe / Mannschaft A | | | G _B | W _A | V _A | 2' | D | E _E | A | No. | Team / Equipe / Mannschaft B | | | G _B | W _A | V _A | 2' | D | E _E | A |
| 2 | BAKHIT Salem Bilal | | | 4 | | | 1 | | | | 1 | ABDELSALAM Abdelrahman | | | | | | | | | |
| 3 | AL-HASSAN Abdulla Abduaziz | | | | | | | | | | 2 | SOLIMAN Samah | | | 7 | 1 | | | | | |
| 4 | KENAOUI Seid Ali | | | | | | | | | | 3 | IBRAHIM Mamdouh | | | | | | | | | |
| 6 | ALDERI Ali Anad | | | 3 | 1 | | | | | | 4 | MABROUK Ibraheem | | | 3 | | | | | | |
| 10 | MADADI Hamad Mohammed | | | 3 | | | | | | | 5 | ABDELHAMED Sharief | | | | | | | | | |
| 11 | ALHASHMI Khaled Aifan | | | | | | 1 | | | | 6 | YOUNES Salah | | | | 1 | | | | | |
| 12 | DIMEH Sadegh Sayyed | | | | | | | | | | 7 | IBRAHIM Samah | | | | | | | | | |
| 14 | ABDULLA Ahmed Tayser | | | 3 | 1 | | | | | | 9 | HASABALLA Mahmoud | | | 3 | | | | | | |
| 15 | ALHAJRI Hamad Abdulla | | | 2 | 1 | | | | | | 10 | ELZOGHBY Adam | | | 10 | | | | | | |
| 16 | BILAL Yousuf Hassan | | | | | | | | | | 12 | SHAHIN Hady | | | | | | | | | |
| 17 | ALSUWEIDAN Anas Mohammad | | | 5 | | | | | | | 13 | IBRAHIM Karim | | | 8 | | | | | | |
| 19 | ALGHAMDI Bader Abdulaziz | | | 8 | | | | | | | 15 | AMR Mohamed | | | 3 | | | | | | |
| 20 | AL-EID Khalid Rashid | | | | | | | | | | 17 | ELNEMRAWI Hazem | | | | 1 | 3 | 1 | | | |
| 23 | ALBALOUSHI Hamad Abdulla | | | 8 | | | | | | | 19 | RIZK Karim | | | | | | | | | |
| Off. A | BEJAOUI Ridha | | | | | | 1 | | | | Off. A | ELALFY Mohamed | | | | | | | | | |
| Off. B | SAEED Mahboub | | | | | | | | | | Off. B | ABDELHADY Emadeldin | | | | | | | | | |
| Off. C | VRHOVAC Boris | | | | | | | | | | Off. C | ABOU ELMAGD Magdy | | | | | | | | | |
| Off. D | ISHAK Ali | | | | | | | | | | Off. D | BAYOUMI Essam | | | | | | | | | |
| A | Signatures of responsables for the teams (Off.A) / Signatures des responsables des équipes (Off.A) / Unterschriften der Mannschaften (Off.A) | | | | | | | | | | B | | | | | | | | | | |

Remarks of referees / Observations des arbitres / Schiedsrichterbemerkungen:

Representative of the organising federation
Repésentant de la fédération organisatrice
Vertreter des organisierenden Verbandes

TBD...

Signatures / Signature / Unterschriften

Referees
Arbitres
Schiedsrichter

GOUSKO A

REPKIN S (BLR)

Technical Officials
Officiels techniques
Technische Offizielle

TK: TAWAKOLI D (IRI)

SK: KALIN L (SLO)

IHF-Official
Officiel de l'IHF
IHF-Offizieller

PRAUSE M (GER)

Note number of total penalty throws awarded to team A resp. B, goals (G), warnings (W), suspensions (2'), disqualifications (D) and exclusions (E)
Notez le nombre de jets de 7 m, de buts (B), d'avertissements (A), d'exclusions (2'), de disqualifications (D), et d'expulsions (E) pour équipe A et B
Zu notieren ist die Anzahl aller für Mannschaft A bzw. B ausgesprochenen 7 m-Würfe, der Tore (T), Verwarnungen (V), Hinausstellungen (2'), Disqualifikationen (D), und Ausschlüsse (A)

The original must be given to the IHF
2 copies for the teams, 2 copies for the referees
1 copy for the official

L'original de Cette feuille de match doit être remis à l'IHF
2 copies aux équipes, 2 copies aux arbitres
1 copie à l'officiel

Das Original dieses Berichtes geht an die IHF
2 Kopien an die Mannschaften, 2 Kopien an die Schiedsrichter
1 Kopie an den Offiziellen

THU 11 AUG 2005
14:00

Classification 5-6

Results

Match No: 23

QAT 36 - 34 EGY
(17-13) (19-21)

Referees: GOUSKO A / REPKIN S (BLR)

RUNNING SCORE

QAT - EGY

QAT - Qatar

| No. | Name | Shots | | | | | | | | Penalties | | | | |
|--------------|----------------------------|-------|-----|------|------|------|-----|-----|-------|-----------|------|----|----|--|
| | | G/S | % | 6m | Wing | 9m | 7m | FB | BT | YC | 2Min | RC | EX | |
| 2 | BAKHIT Salem Bilal | 4/10 | 40 | 1/2 | 3/7 | | | | | | | 1 | | |
| 3 | AL-HASSAN Abdulla Abduaziz | | | | | | | | | | | | | |
| 4 | KENAOUI Seid Ali | | | | | | | | | | | | | |
| 6 | ALDERI Ali Anad | 3/4 | 75 | | 2/3 | | | 1/1 | | 1 | | | | |
| 10 | MADADI Hamad Mohammed | 3/5 | 60 | 1/1 | | 0/1 | | 2/3 | | | | | | |
| 11 | ALHASHMI Khaled Aifan | 0/3 | 0 | 0/2 | 0/1 | | | | | | 1 | | | |
| 12 | DIMEH Sadegh Sayyed | | | | | | | | | | | | | |
| 14 | ABDULLA Ahmed Tayser | 3/3 | 100 | 3/3 | | | | | | 1 | | | | |
| 15 | ALHAJRI Hamad Abdulla | 2/5 | 40 | 0/1 | | 0/2 | | | | 1 | | | | |
| 16 | BILAL Yousuf Hassan | | | | | | | | | | | | | |
| 17 | ALSUWEIDAN Anas Mohammad | 5/10 | 50 | 1/1 | 0/1 | 4/8 | | | | | | | | |
| 19 | ALGHAMDI Bader Abdulaziz | 8/13 | 62 | 1/1 | | 1/6 | 3/3 | 3/3 | | | | | | |
| 20 | AL-EID Khalid Rashid | | | | | | | | | | | | | |
| 23 | ALBALOUSHI Hamad Abdulla | 8/11 | 73 | 0/3 | | 2/2 | | | | | | | | |
| Bench / Team | | | | | | | | | | | 1 | | | |
| Totals | | 36/64 | 56 | 7/14 | 5/12 | 7/19 | 3/3 | 3/5 | 11/11 | 3 | 3 | | | |

| No. | Name | Saves | | | | | | | |
|--------|---------------------|-------|----|-----|------|------|-----|------|-----|
| | | S/S | % | 6m | Wing | 9m | 7m | FB | BT |
| 12 | DIMEH Sadegh Sayyed | 2/11 | 18 | 1/2 | 0/1 | 1/4 | 0/2 | 0/1 | 0/1 |
| 16 | BILAL Yousuf Hassan | 11/36 | 31 | 3/5 | 3/7 | 3/8 | 1/4 | 0/9 | 1/3 |
| Totals | | 13/47 | 28 | 4/7 | 3/8 | 4/12 | 1/6 | 0/10 | 1/4 |

EGY - Egypt

| No. | Name | Shots | | | | | | | | Penalties | | | | |
|--------------|------------------------|-------|----|-----|------|------|-----|-------|-----|-----------|------|----|----|--|
| | | G/S | % | 6m | Wing | 9m | 7m | FB | BT | YC | 2Min | RC | EX | |
| 1 | ABDELSALAM Abdelrahman | | | | | | | | | | | | | |
| 2 | SOLIMAN Samah | 7/13 | 54 | 0/1 | 0/1 | 6/10 | | 1/1 | | 1 | | | | |
| 3 | IBRAHIM Mamdouh | | | | | | | | | | | | | |
| 4 | MABROUK Ibraheem | 3/4 | 75 | | | | | 3/4 | | | | | | |
| 5 | ABDELHAMED Sharief | 0/3 | 0 | | 0/1 | 0/1 | 0/1 | | | | | | | |
| 6 | YOUNES Salah | | | | | | | | | 1 | | | | |
| 7 | IBRAHIM Samah | 0/1 | 0 | | | 0/1 | | | | | | | | |
| 9 | HASABALLA Mahmoud | 3/6 | 50 | 2/4 | | 0/1 | | 1/1 | | | | | | |
| 10 | ELZOGHBY Adam | 10/11 | 91 | 1/1 | | 2/3 | 5/5 | 1/1 | 1/1 | | | | | |
| 12 | SHAHIN Hady | | | | | | | | | | | | | |
| 13 | IBRAHIM Karim | 8/10 | 80 | | 5/7 | | | 3/3 | | | | | | |
| 15 | AMR Mohamed | 3/7 | 43 | | 0/1 | 0/2 | | 1/1 | 2/3 | | | | | |
| 17 | ELNEMRAWI Hazem | 0/2 | 0 | 0/1 | 0/1 | | | | | 1 | 3 | 1 | | |
| 19 | RIZK Karim | 0/1 | 0 | | | 0/1 | | | | | | | | |
| Bench / Team | | | | | | | | | | | | | | |
| Totals | | 34/58 | 59 | 3/7 | 5/11 | 8/19 | 5/6 | 10/11 | 3/4 | 3 | 3 | 1 | | |

| No. | Name | Saves | | | | | | | |
|--------|------------------------|-------|----|------|------|------|-----|-----|------|
| | | S/S | % | 6m | Wing | 9m | 7m | FB | BT |
| 1 | ABDELSALAM Abdelrahman | 12/32 | 38 | 4/9 | 4/7 | 2/5 | 0/1 | 2/4 | 0/6 |
| 12 | SHAHIN Hady | 8/24 | 33 | 2/4 | 2/4 | 4/8 | 0/2 | 0/1 | 0/5 |
| Totals | | 20/56 | 36 | 6/13 | 6/11 | 6/13 | 0/3 | 2/5 | 0/11 |

| 1st Half | | |
|--------------|---------|----|
| | 0 (2) | 1 |
| MADADI H | 1 (3) | 1 |
| ABDULLA A | 2 (4) | 1 |
| BAKHIT S | 2 (4) | 2 |
| | 3 (5) | 2 |
| | 3 (5) | 3 |
| | 3 (6) | 4 |
| ABDULLA A | 4 (8) | 4 |
| ALHAJRI H | 5 (9) | 4 |
| | 5 (9) | 5 |
| ALGHAMDI B | 6 (10) | 5 |
| | 6 (12) | 6 |
| ALHAJRI H | 7 (12) | 6 |
| | 7 (13) | 7 |
| | 7 (13) | 8 |
| ABDULLA A | 8 (15) | 8 |
| MADADI H | 9 (16) | 8 |
| | 9 (18) | 9 |
| BAKHIT S | 10 (18) | 9 |
| ALSUWEIDAN A | 11 (20) | 9 |
| | 11 (20) | 10 |
| ALSUWEIDAN A | 12 (21) | 10 |
| | 12 (22) | 11 |
| | 12 (22) | 11 |
| ALSUWEIDAN A | 13 (23) | 12 |
| ALBALOUSHI H | 14 (24) | 12 |
| ALDERI A | 15 (27) | 12 |
| | 15 (28) | 13 |
| ALGHAMDI B | 16 (30) | 13 |
| ALBALOUSHI H | 17 (30) | 13 |
| 2nd Half | | |
| ALBALOUSHI H | 18 (31) | 13 |
| | 18 (33) | 14 |
| BAKHIT S | 19 (35) | 14 |
| | 19 (36) | 15 |
| | 19 (37) | 16 |
| ALGHAMDI B | 20 (38) | 16 |
| | 20 (39) | 17 |
| ALBALOUSHI H | 21 (39) | 17 |
| | 21 (41) | 18 |
| ALBALOUSHI H | 22 (41) | 18 |
| | 22 (42) | 19 |
| ALBALOUSHI H | 23 (42) | 19 |
| ALGHAMDI B | 24 (44) | 19 |
| | 24 (44) | 20 |
| ALGHAMDI B | 25 (45) | 20 |
| | 25 (46) | 21 |
| MADADI H | 26 (46) | 21 |
| | 26 (46) | 22 |
| ALSUWEIDAN A | 27 (47) | 22 |
| | 27 (47) | 23 |
| ALDERI A | 28 (48) | 23 |
| | 28 (49) | 24 |
| | 28 (50) | 25 |
| ALBALOUSHI H | 29 (50) | 25 |
| | 29 (51) | 26 |
| ALDERI A | 30 (52) | 26 |
| | 30 (53) | 27 |
| ALGHAMDI B | 31 (53) | 27 |
| | 31 (54) | 28 |
| BAKHIT S | 32 (54) | 28 |
| ALGHAMDI B | 33 (55) | 28 |
| | 33 (56) | 29 |
| | 33 (57) | 30 |
| ALGHAMDI B | 34 (57) | 30 |
| | 34 (58) | 31 |
| ALSUWEIDAN A | 35 (59) | 31 |
| | 35 (59) | 32 |
| | 35 (59) | 33 |
| ALBALOUSHI H | 36 (60) | 33 |
| | 36 (60) | 34 |

LEGEND

| | | | | | | | | | |
|-----|---------------------------------|------|------------|------|----------------------|----|---------------|----|---------------|
| G/S | Goals / Shots | % | Efficiency | 6m | 6-metre Shots | 7m | 7-metre Shots | 9m | 9-metre Shots |
| S/S | Saves / Shots | Wing | Wing Shots | FB | Fast Breaks | BT | Breakthroughs | EX | Exclusions |
| YC | Yellow Cards | RC | Red Cards | 2Min | 2 Minute Suspensions | | | | |
| + | 2 Minute + 2 Minute Suspensions | | | | | | | | |

THU 11 AUG 2005
14:00

Classification 5-6

Match Team Statistics

Match No: 23

QAT 36 - 34 EGY
(17-13) (19-21)

Referees: GOUSKO A / REPKIN S (BLR)

QAT - Qatar

| Players | | Shots | | | | | | | | Offence | | Defence | | Penalties | | | | TP |
|--------------|----------------------------|-------|-----|------|------|------|-----|-----|-------|---------|----|---------|----|-----------|------|----|----|-------|
| No. | Name | G/S | % | 6m | Wing | 9m | 7m | FB | BT | AS | TF | ST | BS | YC | 2Min | RC | EX | |
| 2 | BAKHIT Salem Bilal | 4/10 | 40 | 1/2 | 3/7 | | | 0/1 | | 1 | | | | | 1 | | | 59:05 |
| 3 | AL-HASSAN Abdulla Abduaziz | | | | | | | | | | | | | | | | | 07:58 |
| 4 | KENAOUI Seid Ali | | | | | | | | | | | | | | | | | |
| 6 | ALDERI Ali Anad | 3/4 | 75 | | 2/3 | | | 1/1 | | 1 | | | | 1 | | | | 45:52 |
| 10 | MADADI Hamad Mohammed | 3/5 | 60 | 1/1 | | 0/1 | | 2/3 | | | | 2 | 1 | | | | | 31:03 |
| 11 | ALHASHMI Khaled Aifan | 0/3 | 0 | 0/2 | 0/1 | | | | | 4 | | | | | 1 | | | 33:00 |
| 12 | DIMEH Sadegh Sayyed | | | | | | | | | | | | | | | | | 11:38 |
| 14 | ABDULLA Ahmed Tayser | 3/3 | 100 | 3/3 | | | | | | | 1 | | | 1 | | | | 35:40 |
| 15 | ALHAJRI Hamad Abdulla | 2/5 | 40 | 0/1 | | 0/2 | | | 2/2 | | 1 | | | 1 | | | | 37:47 |
| 16 | BILAL Yousuf Hassan | | | | | | | | | | | | | | | | | 48:22 |
| 17 | ALSUWEIDAN Anas Mohammad | 5/10 | 50 | 1/1 | 0/1 | 4/8 | | | | 4 | | | | | | | | 27:15 |
| 19 | ALGHAMDI Bader Abdulaziz | 8/13 | 62 | 1/1 | | 1/6 | 3/3 | | 3/3 | 1 | 2 | | 2 | | | | | 41:29 |
| 20 | AL-EID Khalid Rashid | | | | | | | | | | | | | | | | | |
| 23 | ALBALOUSHI Hamad Abdulla | 8/11 | 73 | 0/3 | | 2/2 | | | 6/6 | 3 | 2 | 2 | | | | | | 40:51 |
| Bench / Team | | | | | | | | | | | | | | | 1 | | | |
| Totals | | 36/64 | 56 | 7/14 | 5/12 | 7/19 | 3/3 | 3/5 | 11/11 | 14 | 6 | 4 | 3 | 3 | 3 | | | |

| Goalkeepers | | Total Shots | | 6m Shots | | Wing Shots | | 9m Shots | | 7m Shots | | Fast Breaks | | Breakthroughs | |
|-------------|---------------------|-------------|----|----------|----|------------|----|----------|----|----------|----|-------------|---|---------------|----|
| No. | Name | S/S | % | S/S | % | S/S | % | S/S | % | S/S | % | S/S | % | S/S | % |
| 12 | DIMEH Sadegh Sayyed | 2/11 | 18 | 1/2 | 50 | 0/1 | 0 | 1/4 | 25 | 0/2 | 0 | 0/1 | 0 | 0/1 | 0 |
| 16 | BILAL Yousuf Hassan | 11/36 | 31 | 3/5 | 60 | 3/7 | 43 | 3/8 | 38 | 1/4 | 25 | 0/9 | 0 | 1/3 | 33 |
| Totals | | 13/47 | 28 | 4/7 | 57 | 3/8 | 38 | 4/12 | 33 | 1/6 | 17 | 0/10 | 0 | 1/4 | 25 |

| Team Shots | Goals | Saves | Missed | Post | Blocked | Total | % |
|---------------|-------|-------|--------|------|---------|-------|-----|
| 6m Shots | 7 | 6 | 1 | | | 14 | 50 |
| Wing Shots | 5 | 6 | 1 | | | 12 | 42 |
| 9m Shots | 7 | 6 | 3 | 1 | 2 | 19 | 37 |
| 7m Shots | 3 | | | | n/a | 3 | 100 |
| Fast Breaks | 3 | 2 | | | | 5 | 60 |
| Breakthroughs | 11 | | | | | 11 | 100 |
| Totals | 36 | 20 | 5 | 1 | 2 | 64 | 56 |

Number of Attacks: 66, Scoring Efficiency: 55%



THU 11 AUG 2005
14:00

Classification 5-6

Match Team Statistics

Match No: 23

QAT 36 - 34 EGY
(17-13) (19-21)

Referees: GOUSKO A / REPKIN S (BLR)

QAT - Qatar

Shots Distribution

Players

Goals / Shots

2 BAKHIT S

| | | |
|-----|-----|-----|
| 1/1 | 0/1 | |
| | 0/1 | 0/1 |
| 2/3 | 1/1 | |

2-Missed

3 AL-HASSAN A

| | | |
|--|--|--|
| | | |
| | | |
| | | |

4 KENAOUI S

| | | |
|--|--|--|
| | | |
| | | |
| | | |

6 ALDERI A

| | | |
|-----|-----|-----|
| | 0/1 | |
| | | |
| 2/2 | | 1/1 |

10 MADADI H

| | | |
|-----|-----|--|
| | 1/1 | |
| 0/1 | | |
| 2/2 | | |

1-Missed

11 ALHASHMI K

| | | |
|--|-----|-----|
| | 0/2 | |
| | | 0/1 |
| | | |

14 ABDULLA A

| | | |
|-----|--|-----|
| | | |
| | | |
| 2/2 | | 1/1 |

15 ALHAJRI H

| | | |
|-----|-----|-----|
| 0/1 | 0/1 | |
| 1/1 | | 1/1 |

1-Blocked

17 ALSUWEIDAN A

| | | |
|-----|--|-----|
| 0/3 | | |
| 2/3 | | 3/3 |

1-Blocked

19 ALGHAMDI B

| | | |
|-----|--|-----|
| 2/2 | | |
| 4/5 | | 2/3 |

2-Missed 1-Post

20 AL-EID K

| | | |
|--|--|--|
| | | |
| | | |
| | | |

23 ALBALOUSHI H

| | | |
|-----|-----|-----|
| | 1/1 | |
| | | 0/1 |
| 2/3 | 2/3 | 3/3 |

Team

Goals / Shots

| | | |
|-------|-----|-------|
| 1/1 | 2/6 | |
| 2/7 | 0/2 | 0/3 |
| 17/21 | 3/4 | 11/12 |

5-Missed 1-Post 2-Blocked

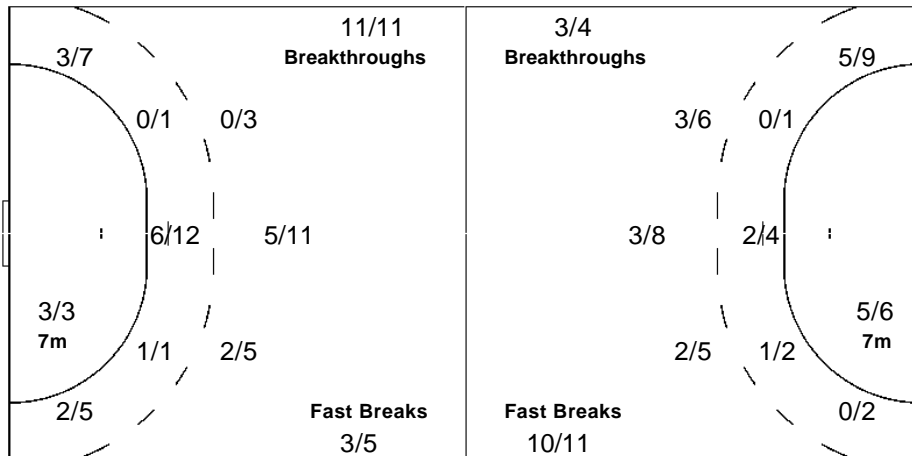
Offence

Defence

Goalkeepers

Saves / Shots

| | | |
|-----|-----|------|
| 1/7 | 3/3 | 2/2 |
| 2/2 | 1/1 | 2/2 |
| 0/8 | 1/8 | 1/14 |



12 DIMEH S

| | | |
|-----|-----|-----|
| | 1/1 | |
| 0/5 | 1/2 | 0/3 |

16 BILAL Y

| | | |
|-----|-----|------|
| 1/7 | 2/2 | 2/2 |
| 2/2 | 1/1 | 2/2 |
| 0/3 | 0/6 | 1/11 |

THU 11 AUG 2005
14:00

Classification 5-6

Match Team Statistics

Match No: 23

QAT 36 - 34 EGY
(17-13) (19-21)

Referees: GOUSKO A / REPKIN S (BLR)

EGY - Egypt

| Players | | Shots | | | | | | | | Offence | | Defence | | Penalties | | | | TP |
|--------------|------------------------|-------|----|-----|------|------|-----|-------|-----|---------|----|---------|----|-----------|------|----|----|-------|
| No. | Name | G/S | % | 6m | Wing | 9m | 7m | FB | BT | AS | TF | ST | BS | YC | 2Min | RC | EX | |
| 1 | ABDELSALAM Abdelrahman | | | | | | | | | | | | | | | | | 32:26 |
| 2 | SOLIMAN Samah | 7/13 | 54 | 0/1 | 0/1 | 6/10 | | 1/1 | | 4 | | 1 | 1 | 1 | | | | 44:13 |
| 3 | IBRAHIM Mamdouh | | | | | | | | | 4 | | | | | | | | 25:06 |
| 4 | MABROUK Ibraheem | 3/4 | 75 | | | | | 3/4 | | 1 | | | | | | | | 14:59 |
| 5 | ABDELHAMED Sharief | 0/3 | 0 | | 0/1 | 0/1 | 0/1 | | | 1 | 1 | | | | | | | 22:49 |
| 6 | YOUNES Salah | | | | | | | | | 1 | | | 1 | 1 | | | | 06:41 |
| 7 | IBRAHIM Samah | 0/1 | 0 | | | 0/1 | | | | | | | | | | | | 04:39 |
| 9 | HASABALLA Mahmoud | 3/6 | 50 | 2/4 | | 0/1 | | 1/1 | | 8 | 1 | | | | | | | 55:15 |
| 10 | ELZOGHBY Adam | 10/11 | 91 | 1/1 | | 2/3 | 5/5 | 1/1 | 1/1 | 5 | 4 | | | | | | | 38:12 |
| 12 | SHAHIN Hady | | | | | | | | | | 1 | | | | | | | 27:34 |
| 13 | IBRAHIM Karim | 8/10 | 80 | | 5/7 | | | 3/3 | | 2 | 2 | | | | | | | 60:00 |
| 15 | AMR Mohamed | 3/7 | 43 | | 0/1 | 0/2 | | 1/1 | 2/3 | 2 | | | | | | | | 37:11 |
| 17 | ELNEMRAWI Hazem | 0/2 | 0 | 0/1 | 0/1 | | | | | | 1 | | | 1 | 3 | 1 | | 40:41 |
| 19 | RIZK Karim | 0/1 | 0 | | | 0/1 | | | | 2 | 3 | | | | | | | 10:14 |
| Bench / Team | | | | | | | | | | | | | | | | | | |
| Totals | | 34/58 | 59 | 3/7 | 5/11 | 8/19 | 5/6 | 10/11 | 3/4 | 30 | 13 | 1 | 2 | 3 | 3 | 1 | | |

| Goalkeepers | | Total Shots | | 6m Shots | | Wing Shots | | 9m Shots | | 7m Shots | | Fast Breaks | | Breakthroughs | |
|-------------|------------------------|-------------|----|----------|----|------------|----|----------|----|----------|---|-------------|----|---------------|---|
| No. | Name | S/S | % | S/S | % | S/S | % | S/S | % | S/S | % | S/S | % | S/S | % |
| 1 | ABDELSALAM Abdelrahman | 12/32 | 38 | 4/9 | 44 | 4/7 | 57 | 2/5 | 40 | 0/1 | 0 | 2/4 | 50 | 0/6 | 0 |
| 12 | SHAHIN Hady | 8/24 | 33 | 2/4 | 50 | 2/4 | 50 | 4/8 | 50 | 0/2 | 0 | 0/1 | 0 | 0/5 | 0 |
| Totals | | 20/56 | 36 | 6/13 | 46 | 6/11 | 55 | 6/13 | 46 | 0/3 | 0 | 2/5 | 40 | 0/11 | 0 |

| Team Shots | Goals | Saves | Missed | Post | Blocked | Total | % |
|---------------|-------|-------|--------|------|---------|-------|----|
| 6m Shots | 3 | 4 | | | | 7 | 43 |
| Wing Shots | 5 | 3 | | 3 | | 11 | 45 |
| 9m Shots | 8 | 4 | 2 | 2 | 3 | 19 | 42 |
| 7m Shots | 5 | 1 | | | n/a | 6 | 83 |
| Fast Breaks | 10 | | | 1 | | 11 | 91 |
| Breakthroughs | 3 | 1 | | | | 4 | 75 |
| Totals | 34 | 13 | 2 | 6 | 3 | 58 | 59 |

Number of Attacks: 67, Scoring Efficiency: 51%



THU 11 AUG 2005
14:00

Classification 5-6

Match Team Statistics

Match No: 23

QAT 36 - 34 EGY
(17-13) (19-21)

Referees: GOUSKO A / REPKIN S (BLR)

EGY - Egypt

Shots Distribution

Players

Goals / Shots

2 SOLIMAN S

| | | |
|-----|-----|-----|
| 1/1 | | |
| | | |
| 3/3 | 2/3 | 1/1 |

1-Missed 2-Post 2-Blocked

3 IBRAHIM M

| | | |
|--|--|--|
| | | |
| | | |
| | | |

4 MABROUK I

| | | |
|--|--|-----|
| | | |
| | | |
| | | 3/3 |

1-Post

5 ABDELHAMED S

| | | |
|--|-----|-----|
| | 0/1 | |
| | | 0/1 |
| | | |

1-Post

6 YOUNES S

| | | |
|--|--|--|
| | | |
| | | |
| | | |

7 IBRAHIM S

| | | |
|-----|--|--|
| 0/1 | | |
| | | |
| | | |

9 HASABALLA M

| | | |
|-----|-----|-----|
| | | 0/1 |
| | 0/1 | 0/1 |
| 1/1 | | 2/2 |

10 ELZOGHBY A

| | | |
|-----|-----|-----|
| 4/4 | | |
| | | |
| 3/3 | 1/1 | 2/3 |

13 IBRAHIM K

| | | |
|-----|-----|-----|
| 1/1 | 0/1 | |
| | | |
| 1/1 | | 6/6 |

1-Post

15 AMR M

| | | |
|-----|-----|-----|
| | 0/1 | |
| 0/1 | | |
| | 1/1 | 2/2 |

1-Missed 1-Post

17 ELNEMRAWI H

| | | |
|-----|--|-----|
| | | 0/1 |
| | | |
| 0/1 | | |

19 RIZK K

| | | |
|--|--|--|
| | | |
| | | |
| | | |

1-Blocked

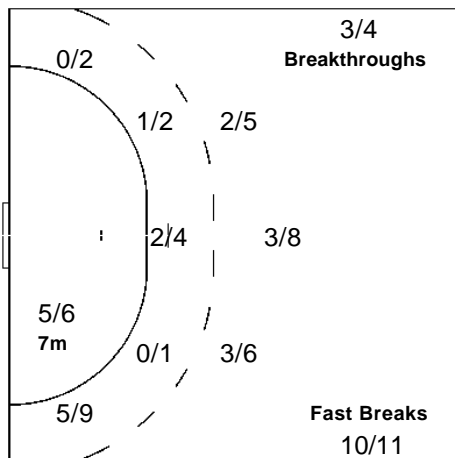
Team

Goals / Shots

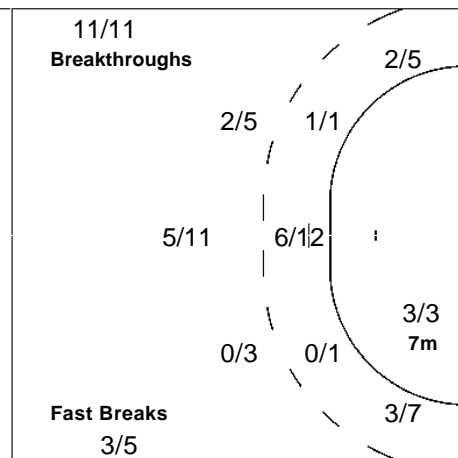
| | | |
|-----|-----|-------|
| 6/7 | 0/3 | 0/2 |
| 0/2 | 0/1 | 0/2 |
| 8/8 | 7/8 | 13/14 |

2-Missed 6-Post 3-Blocked

Offence



Defence



Goalkeepers

Saves / Shots

| | | |
|------|-----|------|
| 0/1 | 4/6 | |
| 5/7 | 2/2 | 3/3 |
| 4/21 | 1/4 | 1/12 |

1 ABDELSALAM A

| | | |
|------|-----|-----|
| 0/1 | 3/4 | |
| 4/5 | 1/1 | 3/3 |
| 1/12 | 0/2 | 0/4 |

12 SHAHIN H

| | | |
|-----|-----|-----|
| | 1/2 | |
| 1/2 | 1/1 | |
| 3/9 | 1/2 | 1/8 |

LEGEND

| | | | | |
|--|----------------------------|---------------------------|----------------------------------|-------------------------|
| G/S Goals / Shots | % Efficiency | 6m 6-metre Shots | 7m 7-metre Shots | 9m 9-metre Shots |
| S/S Saves / Shots | Wing Wing Shots | FB Fast Breaks | BT Breakthroughs | EX Exclusions |
| AS Assists | TF Technical Faults | ST Steals | BS Blocked Shots | TP Time Played |
| YC Yellow Cards | RC Red Cards | n/a not applicable | 2Min 2 Minute Suspensions | |
| + 2 Minute + 2 Minute Suspensions | | | | |

WED 10 AUG 2005
14:00

Classification 7-8

Play by Play

Match No: 22

IRI 22 - 25 ARG
(12-16) (10-9)

Teams:

| | | | | |
|------------|------------------------------|-----------------------------|-----------------------|------------------------------|
| IRI | 1 MOHAMMAD Bam | 2 MOSTAFA Rafiei Foroshani | 3 MOHAMMADREZA Rajabi | 4 MILAD Masaeli |
| | 5 ALIAKBAR Khoshnevis Zarche | 6 MEHDI Khoshghadam | 7 IMAN Ehsan Nezhad | 8 HOSEIN Khalighi Valiabadi |
| | 9 ALLAHKARAM Esteki | 10 SAEID Pourghasemi | 11 HOSEIN Rahmati | 13 AMIN Kazemi Nourodin Vand |
| | 15 MOHAMADALI Hossein Zadeh | 16 MOHSEN Babasafari Renani | | |
| ARG | 1 BAR Juan | 2 VIDAL Agustin | 3 CORTESE Nicolas | 4 SIMONET Sebastian |
| | 5 CASTRO Mariano | 8 FASCIGLIONE Lucas | 9 ALTENBACH Javier | 10 ROSTROCK Ivan |
| | 11 HERRERA Martin | 12 ANZALDO Javier | 13 VIEYRA Frederico | 14 ARIAS Carlos |
| | 15 PONCET Hernan | 17 PIZARRO Frederico | | |

FIRST HALF

| Match Time | IRI - Iran | Score | Lead | ARG - Argentina |
|------------|--|-------|------|---|
| 0:00 | | | | 1 BAR J Goalkeeper |
| 0:00 | 1 MOHAMMAD B Goalkeeper | | | |
| 0:26 | 9 ALLAHKARAM E Technical fault | | | |
| 0:52 | | | | 3 CORTESE N Shot left wing missed |
| 1:40 | | 0 - 1 | -1 | 15 PONCET H Goal right 6m bottom left |
| 1:55 | 5 ALIAKBAR K Warning (yellow card) | | | |
| 2:10 | Technical fault | | | |
| 2:12 | | | | 14 ARIAS C Warning (yellow card) |
| 2:18 | | | | 14 ARIAS C Shot centre 6m missed |
| 2:30 | 2 MOSTAFA R 7m received | | | |
| 2:35 | | | | 14 ARIAS C 7m caused |
| 2:35 | 3 MOHAMMADREZA R Goal Penalty shot bottom left (2 MOSTAFA R) | 1 - 1 | 0 | |
| 2:57 | | | | 4 SIMONET S Shot right 9m missed |
| 3:48 | 9 ALLAHKARAM E Technical fault | | | |
| 3:48 | | | | 9 ALTENBACH J Steal |
| 3:55 | | | | 2 VIDAL A 7m received |
| 3:55 | 8 HOSEIN K Warning (yellow card) | | | |
| 3:55 | 8 HOSEIN K 7m caused | | | |
| 3:56 | | 1 - 2 | -1 | 8 FASCIGLIONE L Goal Penalty shot bottom right (2 VIDAL A) |
| 4:37 | 7 IMAN E Shot right wing missed | | | |
| 5:07 | 3 MOHAMMADREZA R 7m caused | | | |
| 5:07 | | | | 4 SIMONET S 7m received |
| 5:11 | | | | 3 CORTESE N Warning (yellow card) |
| 5:17 | | 1 - 3 | -2 | 8 FASCIGLIONE L Goal Penalty shot bottom left (9 ALTENBACH J) |
| 6:13 | | | | 9 ALTENBACH J Warning (yellow card) |
| 6:35 | 8 HOSEIN K Goal left wing bottom left (13 AMIN K) | 2 - 3 | -1 | |
| 6:58 | | | | 14 ARIAS C Shot centre 6m saved middle right |
| 7:34 | 9 ALLAHKARAM E Shot right 6m saved middle left | | | |
| 7:52 | | 2 - 4 | -2 | 13 VIEYRA F Goal right 6m bottom right |
| 8:18 | 9 ALLAHKARAM E Technical fault | | | |
| 8:43 | | | | 14 ARIAS C Technical fault |
| 8:53 | 8 HOSEIN K Goal fast break bottom centre (8 HOSEIN K) | 3 - 4 | -1 | |
| 9:15 | | | | 13 VIEYRA F Shot right wing saved top centre |
| 9:29 | 9 ALLAHKARAM E Technical fault | | | |
| 9:42 | | 3 - 5 | -2 | 14 ARIAS C Goal centre 6m bottom left |
| 10:41 | 7 IMAN E Goal left 6m top left | 4 - 5 | -1 | |
| 11:08 | | | | 14 ARIAS C 7m received |
| 11:09 | 3 MOHAMMADREZA R Warning (yellow card) | | | |
| 11:16 | 3 MOHAMMADREZA R 7m caused | | | |
| 11:16 | | 4 - 6 | -2 | 8 FASCIGLIONE L Goal Penalty shot bottom centre (14 ARIAS C) |
| 12:01 | 13 AMIN K Shot left 6m saved bottom left | | | |
| 12:13 | 13 AMIN K Goal right 6m bottom right | 5 - 6 | -1 | |
| 12:59 | | 5 - 7 | -2 | 2 VIDAL A Goal left 9m top right (4 SIMONET S) |
| 13:26 | | | | 9 ALTENBACH J 2 minutes suspension |
| 13:30 | 13 AMIN K Shot centre 6m saved middle right | | | |
| 13:47 | | | | 3 CORTESE N 7m caused |
| 13:47 | 7 IMAN E 7m received | | | |
| 13:59 | 3 MOHAMMADREZA R Goal Penalty shot bottom right (7 IMAN E) | 6 - 7 | -1 | |
| 14:37 | 15 MOHAMADALI H 2 minutes suspension | | | |

WED 10 AUG 2005
14:00

Classification 7-8

Play by Play

FIRST HALF

| Match Time | IRI - Iran | Score | Lead | ARG - Argentina |
|------------|---|---------|------|---|
| 14:48 | | | | 4 SIMONET S Shot right 6m saved middle centre |
| 15:01 | 13 AMIN K Goal fast break bottom left | 7 - 7 | 0 | |
| 15:21 | | 7 - 8 | -1 | 2 VIDAL A Goal left 6m top right |
| 15:32 | 3 MOHAMMADREZA R Shot centre 6m saved middle right | | | |
| 15:39 | | | | 4 SIMONET S Steal |
| 15:48 | | 7 - 9 | -2 | 15 PONCET H Goal fast break top right (3 CORTESE N) |
| 16:08 | 10 SAEID P Shot left 6m saved middle right | | | |
| 16:30 | | | | 13 VIEYRA F Shot right 6m saved middle centre |
| 16:41 | 3 MOHAMMADREZA R Goal Penalty shot bottom centre (10 SAEID P) | 8 - 9 | -1 | |
| 16:41 | | | | 4 SIMONET S 2 minutes suspension |
| 16:41 | | | | 4 SIMONET S 7m caused |
| 16:42 | 10 SAEID P 7m received | | | |
| 17:41 | | 8 - 10 | -2 | 15 PONCET H Goal left 6m bottom centre |
| 18:01 | 7 IMAN E Shot right wing saved bottom left | | | |
| 18:54 | | | | 2 VIDAL A Shot left 9m missed |
| 19:13 | 10 SAEID P Technical fault | | | |
| 19:14 | | | | 9 ALTENBACH J Steal |
| 19:54 | | | | 14 ARIAS C Technical fault |
| 20:26 | 13 AMIN K 7m received | | | |
| 20:26 | | | | 4 SIMONET S 2 minutes suspension |
| 20:26 | 2 MOSTAFA R Goal Penalty shot top centre (13 AMIN K) | 9 - 10 | -1 | |
| 20:27 | | | | 4 SIMONET S 7m caused |
| 21:03 | 3 MOHAMMADREZA R 2 minutes suspension | | | |
| 21:37 | | 9 - 11 | -2 | 2 VIDAL A Goal left 9m bottom right (15 PONCET H) |
| 21:44 | 13 AMIN K Shot left wing saved middle centre | | | |
| 21:57 | | 9 - 12 | -3 | 8 FASCIGLIONE L Goal centre 6m top centre (2 VIDAL A) |
| 22:22 | 13 AMIN K Technical fault | | | |
| 22:50 | | | | 2 VIDAL A Shot left 6m saved bottom centre |
| 23:04 | 10 SAEID P Goal centre 6m top right (3 MOHAMMADREZA R) | 10 - 12 | -2 | |
| 23:37 | | | | 2 VIDAL A Technical fault |
| 24:32 | 8 HOSEIN K Goal left 9m bottom left | 11 - 12 | -1 | |
| 24:58 | | 11 - 13 | -2 | 3 CORTESE N Goal left wing bottom centre (5 CASTRO M) |
| 25:27 | 13 AMIN K Technical fault | | | |
| 26:01 | | 11 - 14 | -3 | 14 ARIAS C Goal centre 6m bottom right (2 VIDAL A) |
| 26:30 | 3 MOHAMMADREZA R Goal breakthrough bottom right | 12 - 14 | -2 | |
| 27:02 | | | | 13 VIEYRA F Shot right wing saved bottom centre |
| 27:17 | 3 MOHAMMADREZA R Technical fault | | | |
| 27:46 | | 12 - 15 | -3 | 14 ARIAS C Goal centre 6m bottom right |
| 28:19 | 8 HOSEIN K Technical fault | | | |
| 28:28 | | | | 14 ARIAS C Technical fault |
| 28:34 | | | | 2 VIDAL A Steal |
| 28:36 | 8 HOSEIN K Technical fault | | | |
| 28:44 | | | | 2 VIDAL A Shot centre 6m saved bottom centre |
| 29:11 | | | | 3 CORTESE N Technical fault |
| 29:15 | | | | 13 VIEYRA F Steal |
| 29:15 | 3 MOHAMMADREZA R Technical fault | | | |
| 29:17 | | 12 - 16 | -4 | 13 VIEYRA F Goal centre 6m bottom left |
| 29:17 | 3 MOHAMMADREZA R 2 minutes suspension | | | |
| 30:00 | 8 HOSEIN K Shot direct free throw blocked | | | |

SECOND HALF

| Match Time | IRI - Iran | Score | Lead | ARG - Argentina |
|------------|--|---------|------|--|
| 30:00 | 16 MOHSEN B Goalkeeper | | | |
| 30:00 | | | | 1 BAR J Goalkeeper |
| 30:22 | | | | 11 HERRERA M Shot right wing missed |
| 31:01 | 4 MILAD M Technical fault | | | |
| 31:07 | | | | 8 FASCIGLIONE L Technical fault |
| 31:33 | 10 SAEID P Shot centre 6m saved bottom right | | | |
| 31:44 | | | | 15 PONCET H Technical fault |
| 32:24 | 3 MOHAMMADREZA R Goal breakthrough bottom right (8 HOSEIN K) | 13 - 16 | -3 | |
| 32:50 | | | | 2 VIDAL A Technical fault |
| 33:26 | 2 MOSTAFA R Technical fault | | | |
| 34:05 | | | | 2 VIDAL A Technical fault |
| 34:06 | 8 HOSEIN K Steal | | | |
| 34:23 | 4 MILAD M Goal right wing bottom left | 14 - 16 | -2 | |
| 34:41 | | | | 4 SIMONET S Shot left 9m saved bottom left |

WED 10 AUG 2005
14:00

Classification 7-8

Play by Play

SECOND HALF

| Match Time | IRI - Iran | Score | Lead | ARG - Argentina |
|------------|---|---------|------|---|
| 35:07 | 8 HOSEIN K Shot right 6m saved middle right | | | |
| 35:52 | | | | 11 HERRERA M Technical fault |
| 35:52 | 5 ALIAKBAR K Steal | | | |
| 36:00 | 5 ALIAKBAR K Goal fast break top right | 15 - 16 | -1 | |
| 36:54 | | 15 - 17 | -2 | 2 VIDAL A Goal breakthrough bottom left (4 SIMONET S) |
| 37:35 | 10 SAEID P Technical fault | | | |
| 38:05 | | | | 3 CORTESE N Technical fault |
| 38:05 | 3 MOHAMMADREZA R Technical fault | | | |
| 38:06 | 2 MOSTAFA R 2 minutes suspension | | | |
| 38:06 | | | | 3 CORTESE N Shot right wing missed |
| 39:48 | 10 SAEID P Goal breakthrough bottom right | 16 - 17 | -1 | |
| 40:18 | | | | 4 SIMONET S Shot centre 9m saved bottom centre |
| 40:24 | 5 ALIAKBAR K Technical fault | | | |
| 40:25 | | | | 14 ARIAS C Steal |
| 40:35 | | 16 - 18 | -2 | 3 CORTESE N Goal fast break bottom right |
| 40:55 | | | | 11 HERRERA M Steal |
| 41:00 | 4 MILAD M Technical fault | | | |
| 41:21 | | | | 15 PONCET H Technical fault |
| 41:31 | 10 SAEID P Goal breakthrough bottom right | 17 - 18 | -1 | |
| 41:58 | | | | 5 CASTRO M Technical fault |
| 42:27 | 5 ALIAKBAR K Goal breakthrough top centre (4 MILAD M) | 18 - 18 | 0 | |
| 42:48 | | | | 4 SIMONET S Shot breakthrough post |
| 43:25 | 10 SAEID P Technical fault | | | |
| 43:26 | | | | 5 CASTRO M Steal |
| 43:40 | | | | 11 HERRERA M Technical fault |
| 43:59 | 4 MILAD M Technical fault | | | |
| 44:46 | | 18 - 19 | -1 | 4 SIMONET S Goal centre 9m top left |
| 45:26 | 5 ALIAKBAR K Technical fault | | | |
| 45:40 | 3 MOHAMMADREZA R 2 minutes suspension | | | |
| 45:40 | 3 MOHAMMADREZA R Disqualification (red card) | | | |
| 45:40 | | | | 4 SIMONET S 7m received |
| 45:40 | 3 MOHAMMADREZA R 7m caused | | | |
| 45:40 | | 18 - 20 | -2 | 4 SIMONET S Goal Penalty shot bottom left |
| 46:28 | 8 HOSEIN K Technical fault | | | |
| 46:40 | | | | 15 PONCET H Technical fault |
| 46:51 | 10 SAEID P Goal centre 6m bottom right | 19 - 20 | -1 | |
| 47:10 | | 19 - 21 | -2 | 4 SIMONET S Goal right 6m bottom left |
| 48:25 | 9 ALLAHKARAM E Technical fault | | | |
| 49:03 | | | | 4 SIMONET S Technical fault |
| 49:58 | 10 SAEID P Shot left wing missed | | | |
| 50:31 | | 19 - 22 | -3 | 15 PONCET H Goal right 6m bottom centre |
| 51:13 | 8 HOSEIN K Shot centre 9m blocked | | | |
| 51:19 | | | | 9 ALTENBACH J Shot fast break missed |
| 52:02 | | | | 17 PIZARRO F 2 minutes suspension |
| 52:02 | 4 MILAD M Goal Penalty shot top centre (10 SAEID P) | 20 - 22 | -2 | |
| 52:04 | 9 ALLAHKARAM E 7m received | | | |
| 52:04 | | | | 17 PIZARRO F 7m caused |
| 52:52 | | 20 - 23 | -3 | 4 SIMONET S Goal left 6m top left |
| 53:08 | 8 HOSEIN K Shot centre 9m blocked | | | |
| 53:28 | 10 SAEID P Technical fault | | | |
| 53:46 | | | | 4 SIMONET S Technical fault |
| 53:56 | 9 ALLAHKARAM E Goal fast break top right | 21 - 23 | -2 | |
| 54:28 | | | | 4 SIMONET S Shot centre 9m blocked |
| 54:36 | | | | 5 CASTRO M Shot centre 9m saved bottom centre |
| 54:53 | 9 ALLAHKARAM E Technical fault | | | |
| 55:02 | | | | 5 CASTRO M Steal |
| 55:05 | | | | 9 ALTENBACH J Shot fast break missed |
| 55:21 | 2 MOSTAFA R Shot centre 6m post | | | |
| 55:27 | 5 ALIAKBAR K Goal centre 6m bottom right | 22 - 23 | -1 | |
| 55:51 | | | | 5 CASTRO M Shot right 9m post |
| 55:58 | | 22 - 24 | -2 | 3 CORTESE N Goal left wing bottom right (10 ROSTROCK I) |
| 56:44 | 8 HOSEIN K Technical fault | | | |
| 56:51 | | | | 10 ROSTROCK I Steal |
| 56:54 | | 22 - 25 | -3 | 9 ALTENBACH J Goal fast break bottom left |
| 57:13 | 10 SAEID P Shot left 9m saved middle right | | | |
| 57:38 | 10 SAEID P Shot left 9m saved bottom right | | | |
| 58:17 | | | | 5 CASTRO M Technical fault |
| 59:02 | | | | 9 ALTENBACH J Steal |



Al-Gharafa Sports Club Hall

1st Men's Youth World Championship 2005



WED 10 AUG 2005
14:00

Classification 7-8

Play by Play

SECOND HALF

| Match Time | IRI - Iran | Score | Lead | ARG - Argentina |
|------------|--|-------|------|-----------------|
| 59:02 | 9 ALLAHKARAM E Technical fault | | | |
| 59:54 | 10 SAEID P Shot left 9m saved bottom right | | | |