



# Men's Olympic Qualification Tournaments Sweden

## Tournament II



### Match Team Statistics

SUN 10 APR 2016  
18:45  
Malmö

Match No: 6

**SLO 33 - 17 IRI**  
(17 - 8) (16 - 9)

Referees: AIRES MENEZES Nilson / PINTO Rogerio (BRA)

### SLO - Slovenia

| Players       |                  | Shots |     |    |      |      |     |       |     | Offence |    | Defence |    | Penalties |      |    | TP |       |
|---------------|------------------|-------|-----|----|------|------|-----|-------|-----|---------|----|---------|----|-----------|------|----|----|-------|
| No.           | Name             | G/S   | %   | 6m | Wing | 9m   | 7m  | FB    | BT  | AS      | TF | ST      | BS | YC        | 2Min | RC |    | DR    |
| 1             | SKOK Matevz      |       |     |    |      |      |     |       |     |         | 1  |         |    |           |      |    |    | 28:39 |
| 3             | BLAGOTINSEK Blaz |       |     |    |      |      |     |       |     |         |    |         | 1  | 1         |      |    |    | 37:16 |
| 6             | MARGUC Gasper    | 8/9   | 89  |    | 1/1  |      |     | 7/8   |     |         |    |         |    |           |      |    |    | 39:07 |
| 7             | KAVTICNIK Vid    | 2/4   | 50  |    |      | 0/2  | 2/2 |       |     | 1       | 1  |         |    |           |      |    |    | 17:43 |
| 11            | DOLENEC Jure     | 1/1   | 100 |    |      |      |     | 1/1   |     | 1       | 1  |         |    |           |      |    |    | 13:52 |
| 13            | CINGESAR Darko   | 2/3   | 67  |    | 1/2  |      |     | 1/1   |     |         |    |         | 1  | 1         |      |    |    | 29:57 |
| 14            | SKUBE Sebastian  | 3/3   | 100 |    |      |      |     | 1/1   | 2/2 | 1       |    |         |    |           |      |    |    | 19:14 |
| 15            | POTEKO Vid       | 1/2   | 50  |    |      |      |     | 1/2   |     | 1       |    |         |    |           |      |    |    | 22:44 |
| 22            | GABER Matej      |       |     |    |      |      |     |       |     |         |    |         |    |           |      |    |    |       |
| 25            | BEZJAK Marko     | 1/2   | 50  |    | 1/1  | 0/1  |     |       |     | 1       |    |         |    |           |      |    |    | 20:01 |
| 31            | RAZGOR Simon     | 5/5   | 100 |    | 2/2  |      | 1/1 | 2/2   |     |         | 1  |         |    | 1         | 2    |    |    | 41:55 |
| 32            | ZARABEC Miha     | 2/3   | 67  |    |      |      |     |       | 2/3 | 4       | 1  | 1       |    |           |      |    |    | 30:00 |
| 44            | BOMBAC Dean      | 1/1   | 100 |    |      |      |     |       | 1/1 | 2       | 2  |         |    |           |      |    |    | 16:27 |
| 51            | MACKOVSEK Borut  | 3/6   | 50  |    |      | 1/4  |     | 2/2   |     | 2       | 1  |         | 2  |           |      |    |    | 43:33 |
| 55            | MLAKAR Ziga      | 4/7   | 57  |    |      | 1/3  |     | 2/2   | 1/2 | 1       | 3  |         |    |           |      | 1  |    | 29:41 |
| 90            | LESJAK Urban     |       |     |    |      |      |     |       |     | 1       |    |         |    |           |      |    |    | 29:51 |
|               | Bench/Team       |       |     |    |      |      |     |       |     |         |    |         |    |           |      |    |    |       |
| <b>Totals</b> |                  | 33/46 | 72  |    | 5/6  | 2/10 | 3/3 | 17/19 | 6/8 | 15      | 11 | 1       | 4  | 3         | 3    |    |    |       |

| Goalkeepers   |              | Total Shots |    | 6m Shots |    | Wing Shots |    | 9m Shots |    | 7m Shots |     | Fast Breaks |   | Breakthroughs |    |
|---------------|--------------|-------------|----|----------|----|------------|----|----------|----|----------|-----|-------------|---|---------------|----|
| No.           | Name         | S/S         | %  | S/S      | %  | S/S        | %  | S/S      | %  | S/S      | %   | S/S         | % | S/S           | %  |
| 1             | SKOK Matevz  | 5/13        | 38 |          |    | 1/2        | 50 | 4/7      | 57 |          |     |             |   |               |    |
| 90            | LESJAK Urban | 10/19       | 53 | 1/2      | 50 | 1/3        | 33 | 5/10     | 50 | 2/2      | 100 |             |   | 1/2           | 50 |
| <b>Totals</b> |              | 15/32       | 47 | 1/2      | 50 | 2/5        | 40 | 9/17     | 53 | 2/3      | 67  |             |   | 1/4           | 25 |

| Team Shots           | Goals | Saves | Missed | Post | Blocked | Total | %   |
|----------------------|-------|-------|--------|------|---------|-------|-----|
| <b>6m Shots</b>      |       |       |        |      |         |       |     |
| <b>Wing Shots</b>    | 5     |       |        | 1    |         | 6     | 83  |
| <b>9m Shots</b>      | 2     | 5     | 2      | 1    |         | 10    | 20  |
| <b>7m Shots</b>      | 3     |       |        |      | N/A     | 3     | 100 |
| <b>Fast Breaks</b>   | 17    |       |        | 2    |         | 19    | 89  |
| <b>Breakthroughs</b> | 6     | 2     |        |      |         | 8     | 75  |
| <b>Totals</b>        | 33    | 7     | 2      | 4    |         | 46    | 72  |

Number of Attacks: 54, Scoring Efficiency: 61%



# Men's Olympic Qualification Tournaments Sweden

## Tournament II



### Match Team Statistics

SUN 10 APR 2016  
18:45  
Malmö

Match No: 6

**SLO 33 - 17 IRI**  
(17 - 8) (16 - 9)

Referees: AIRES MENEZES Nilson / PINTO Rogerio (BRA)

### SLO - Slovenia

### Shots Distribution

#### Players

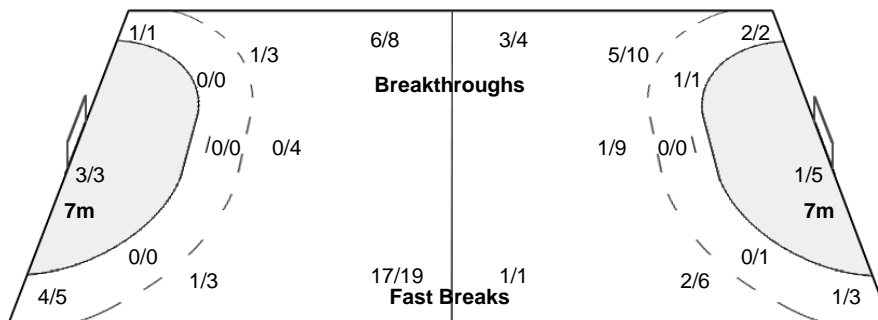
Goals / Shots

|                 |                 |             |               |              |               |                |
|-----------------|-----------------|-------------|---------------|--------------|---------------|----------------|
| 1 SKOK M        | 3 BLAGOTINSEK B | 6 MARGUC G  | 7 KAVTICNIK V | 11 DOLENEC J | 13 CINGESAR D | 14 SKUBE S     |
|                 |                 | 2/2 2/2 1/1 |               |              | 1/1           |                |
|                 |                 | 1/1         | 0/1 2/2 0/1   |              | 1/1 1/1       | 2/2 1/1        |
|                 |                 | 1-Post      |               |              | 1-Post        |                |
| 15 POTEKO V     | 22 GABER M      | 25 BEZJAK M | 31 RAZGOR S   | 32 ZARABEC M | 44 BOMBAC D   | 51 MACKOVSEK B |
|                 | 1/1             | 1/1         | 1/1 1/1       |              | 1/1           | 0/1 1/1        |
|                 |                 | 0/1         | 2/2 1/1       | 1/1 1/2      |               | 1/2 1/1        |
| 1-Post          |                 |             |               |              |               | 1-Missed       |
| 55 MLAKAR Z     | 90 LESJAK U     |             |               |              |               |                |
| 1/2             | 2/2             |             |               |              |               |                |
| 1/1             |                 |             |               |              |               |                |
| 1-Missed 1-Post |                 |             |               |              |               |                |

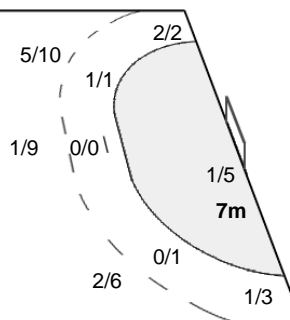
#### Team Goals / Shots

|          |     |        |
|----------|-----|--------|
| 4/4      | 3/4 | 6/6    |
| 6/8      | 0/1 | 4/4    |
| 2/3      | 5/6 | 3/4    |
| 2-Missed |     | 4-Post |

#### Offence



#### Defence



#### Goalkeepers Saves / Shots

|     |     |     |
|-----|-----|-----|
| 1/6 | 0/1 | 4/6 |
| 0/2 | 0/2 | 4/4 |
| 3/4 | 1/2 | 2/5 |

#### 1 SKOK M

|     |     |
|-----|-----|
| 0/2 | 0/1 |
| 0/1 | 0/2 |
| 2/2 | 0/1 |
|     | 2/2 |
|     | 1/2 |

#### 90 LESJAK U

|     |     |     |
|-----|-----|-----|
| 1/4 | 0/1 | 4/5 |
| 0/1 |     | 2/2 |
| 1/2 | 1/1 | 1/3 |



# Men's Olympic Qualification Tournaments

## Sweden

### Tournament II



## Match Team Statistics

SUN 10 APR 2016  
18:45  
Malmö

Match No: 6

**SLO 33 - 17 IRI**  
(17 - 8) (16 - 9)

Referees: AIRES MENEZES Nilson / PINTO Rogerio (BRA)

### IRI - Iran

| Players       |                              | Shots |     |     |      |      |     |     |     | Offence |    | Defence |    | Penalties |      |    | TP |       |
|---------------|------------------------------|-------|-----|-----|------|------|-----|-----|-----|---------|----|---------|----|-----------|------|----|----|-------|
| No.           | Name                         | G/S   | %   | 6m  | Wing | 9m   | 7m  | FB  | BT  | AS      | TF | ST      | BS | YC        | 2Min | RC |    | DR    |
| 1             | BARKHORDARI Saeid            |       |     |     |      |      |     |     |     |         |    | 1       |    |           |      |    |    | 14:16 |
| 2             | HEIDARPOUR Mojtaba           | 1/1   | 100 |     | 1/1  |      |     |     |     | 1       | 1  |         |    |           |      |    |    | 35:51 |
| 4             | MASAEI Milad                 | 2/6   | 33  |     | 1/3  |      | 1/3 |     |     |         | 1  |         |    |           |      |    |    | 34:15 |
| 5             | NOSRATI Shahoo               | 1/6   | 17  |     |      | 1/6  |     |     |     | 1       | 1  |         |    |           |      |    |    | 23:54 |
| 7             | NOROZINEZHAD GHAREHLOU Pouya | 4/8   | 50  |     |      | 2/6  |     |     | 2/2 | 1       | 4  | 1       |    |           |      |    |    | 60:00 |
| 14            | YOUSEFINEZJAD Amin           | 2/3   | 67  |     |      | 0/1  |     | 1/1 | 1/1 |         |    |         |    | 1         | 1    |    |    | 15:48 |
| 16            | BABASAFARI RENANI Mohsen     |       |     |     |      |      |     |     |     |         |    |         |    |           |      |    |    | 32:11 |
| 17            | KARAMIAN Mojtaba             |       |     |     |      |      |     |     |     |         |    |         |    | 1         |      |    |    | 24:20 |
| 20            | KAZEMI NOUREDINVAND Amin     | 0/1   | 0   |     |      |      | 0/1 |     |     |         | 2  |         |    |           |      |    |    | 17:54 |
| 21            | SHIRANI DASTJERDI Ali        | 0/1   | 0   | 0/1 |      |      |     |     |     |         | 1  |         |    |           |      |    |    | 25:25 |
| 22            | NADRI Sajad                  | 2/7   | 29  |     |      | 2/6  |     |     | 0/1 |         | 2  |         |    |           |      |    |    | 36:24 |
| 23            | SIAVOSHISHAHENAYATI Mohammad |       |     |     |      |      |     |     |     |         |    |         |    |           |      |    |    | 13:33 |
| 26            | HENZAELI Mohsen              | 1/1   | 100 |     | 1/1  |      |     |     |     |         |    |         |    |           |      |    |    | 9:26  |
| 44            | SADEGHI ASKARI Afshin        | 4/8   | 50  | 1/1 |      | 3/6  | 0/1 |     |     | 1       | 2  |         |    |           |      | 1  |    | 52:23 |
| 71            | KARAMIAN Mohsen              |       |     |     |      |      |     |     |     |         | 1  |         |    |           |      |    |    | 24:20 |
| Bench/Team    |                              |       |     |     |      |      |     |     |     |         | 1  |         |    |           |      |    |    |       |
| <b>Totals</b> |                              | 17/42 | 40  | 1/2 | 3/5  | 8/25 | 1/5 | 1/1 | 3/4 | 4       | 16 | 2       |    | 2         | 2    |    |    |       |

| Goalkeepers   |                              | Total Shots |    | 6m Shots |   | Wing Shots |   | 9m Shots |    | 7m Shots |   | Fast Breaks |   | Breakthroughs |     |
|---------------|------------------------------|-------------|----|----------|---|------------|---|----------|----|----------|---|-------------|---|---------------|-----|
| No.           | Name                         | S/S         | %  | S/S      | % | S/S        | % | S/S      | %  | S/S      | % | S/S         | % | S/S           | %   |
| 1             | BARKHORDARI Saeid            | 2/11        | 18 |          |   |            |   |          |    |          |   |             |   | 2/2           | 100 |
| 16            | BABASAFARI RENANI Mohsen     | 3/21        | 14 |          |   |            |   | 3/4      | 75 |          |   |             |   |               |     |
| 23            | SIAVOSHISHAHENAYATI Mohammad | 2/8         | 25 |          |   |            |   | 2/3      | 67 |          |   |             |   |               |     |
| <b>Totals</b> |                              | 7/40        | 18 |          |   |            |   | 5/7      | 71 |          |   |             |   | 2/8           | 25  |

| Team Shots    | Goals | Saves | Missed | Post | Blocked | Total | %   |
|---------------|-------|-------|--------|------|---------|-------|-----|
| 6m Shots      | 1     | 1     |        |      |         | 2     | 50  |
| Wing Shots    | 3     | 2     |        |      |         | 5     | 60  |
| 9m Shots      | 8     | 9     | 4      |      | 4       | 25    | 32  |
| 7m Shots      | 1     | 2     | 1      | 1    | N/A     | 5     | 20  |
| Fast Breaks   | 1     |       |        |      |         | 1     | 100 |
| Breakthroughs | 3     | 1     |        |      |         | 4     | 75  |
| <b>Totals</b> | 17    | 15    | 5      | 1    | 4       | 42    | 40  |

Number of Attacks: 54, Scoring Efficiency: 31%



# Men's Olympic Qualification Tournaments

## Sweden

### Tournament II



## Match Team Statistics

SUN 10 APR 2016  
18:45  
Malmö

Match No: 6

**SLO 33 - 17 IRI**  
(17 - 8) (16 - 9)

Referees: AIRES MENEZES Nilson / PINTO Rogerio (BRA)

## IRI - Iran

### Shots Distribution

#### Players

Goals / Shots

|                 |                |             |             |                      |                    |                      |
|-----------------|----------------|-------------|-------------|----------------------|--------------------|----------------------|
| 1 BARKHORDARI S | 2 HEIDARPOUR M | 4 MASAELI M | 5 NOSRATI S | 7 NOROUZINEZHAD GHAR | 14 YOUSEFINEZJAD A | 16 BABASAFARI RENANI |
|                 | 1/1            | 0/1<br>1/1  | 0/1<br>1/2  | 1/1<br>0/1           | 2/2<br>1/1<br>0/1  | 1/1<br>1/1<br>0/1    |
|                 |                | 1-Missed    | 1-Missed    | 3-Blocked            | 1-Missed           | 1-Blocked            |

|               |                       |                      |            |                       |              |                     |
|---------------|-----------------------|----------------------|------------|-----------------------|--------------|---------------------|
| 17 KARAMIAN M | 20 KAZEMI NOUREDINVAN | 21 SHIRANI DASTJERDI | 22 NADRI S | 23 SIAVOSHISHAHENAYAT | 26 HENZAEI M | 44 SADEGHI ASKARI A |
|               |                       | 0/1                  | 1/1<br>0/1 | 1/2<br>0/1<br>0/1     |              | 1/1<br>1/1          |
|               | 1-Post                |                      |            |                       | 1/1          | 2-Missed            |

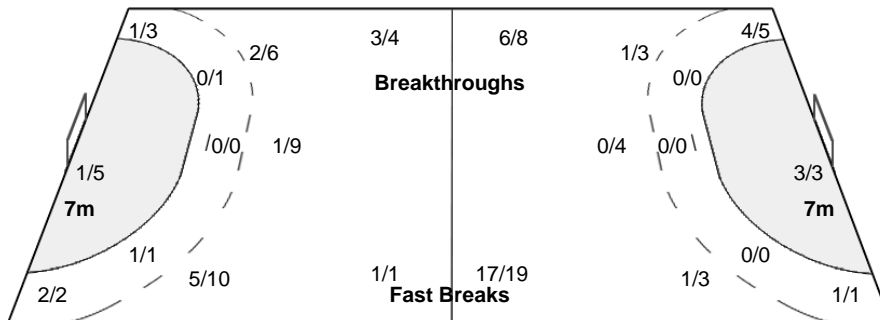
|               |
|---------------|
| 71 KARAMIAN M |
|               |

#### Team Goals / Shots

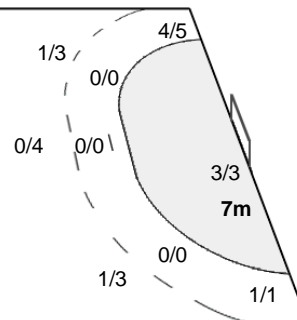
|     |     |     |
|-----|-----|-----|
| 5/6 | 1/1 | 2/6 |
| 2/2 | 2/2 | 0/4 |
| 1/4 | 1/2 | 3/5 |

5-Missed 1-Post 4-Blocked

#### Offence



#### Defence



#### Goalkeepers Saves / Shots

|     |     |     |
|-----|-----|-----|
| 0/4 | 1/4 | 0/6 |
| 2/8 | 1/1 | 0/4 |
| 1/3 | 1/6 | 1/4 |

#### 1 BARKHORDARI S

|     |     |     |
|-----|-----|-----|
|     | 0/2 | 0/2 |
| 1/2 |     | 0/1 |
| 0/1 | 1/2 | 0/1 |

#### 16 BABASAFARI RENANI

|     |     |     |
|-----|-----|-----|
| 0/1 | 0/1 | 0/3 |
| 1/6 |     | 0/1 |
| 1/2 | 0/4 | 1/3 |

#### 23 SIAVOSHISHAHENAYAT

|     |     |     |
|-----|-----|-----|
| 0/3 | 1/1 | 0/1 |
|     | 1/1 | 0/2 |

|                |             |             |                      |            |                |             |                              |            |               |
|----------------|-------------|-------------|----------------------|------------|----------------|-------------|------------------------------|------------|---------------|
| <b>Legend:</b> |             |             |                      |            |                |             |                              |            |               |
| %              | Efficiency  | <b>2Min</b> | 2 Minute Suspensions | <b>6m</b>  | 6 metre Shots  | <b>7m</b>   | 7 metre Shots                | <b>9m</b>  | 9 metre Shots |
| <b>AS</b>      | Assists     | <b>BS</b>   | Blocked Shots        | <b>BT</b>  | Breakthroughs  | <b>DR</b>   | Disqualification with Report | <b>FB</b>  | Fast Breaks   |
| <b>G/S</b>     | Goals/Shots | <b>N/A</b>  | Not Applicable       | <b>No.</b> | Uniform Number | <b>RC</b>   | Red Cards                    | <b>S/S</b> | Saves/Shots   |
| <b>ST</b>      | Steals      | <b>TO</b>   | Turnover             | <b>TP</b>  | Time Played    | <b>Wing</b> | Wing Shots                   | <b>YC</b>  | Yellow Cards  |