

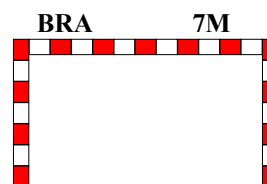
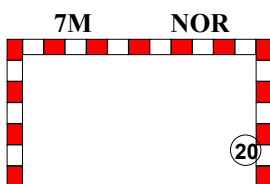
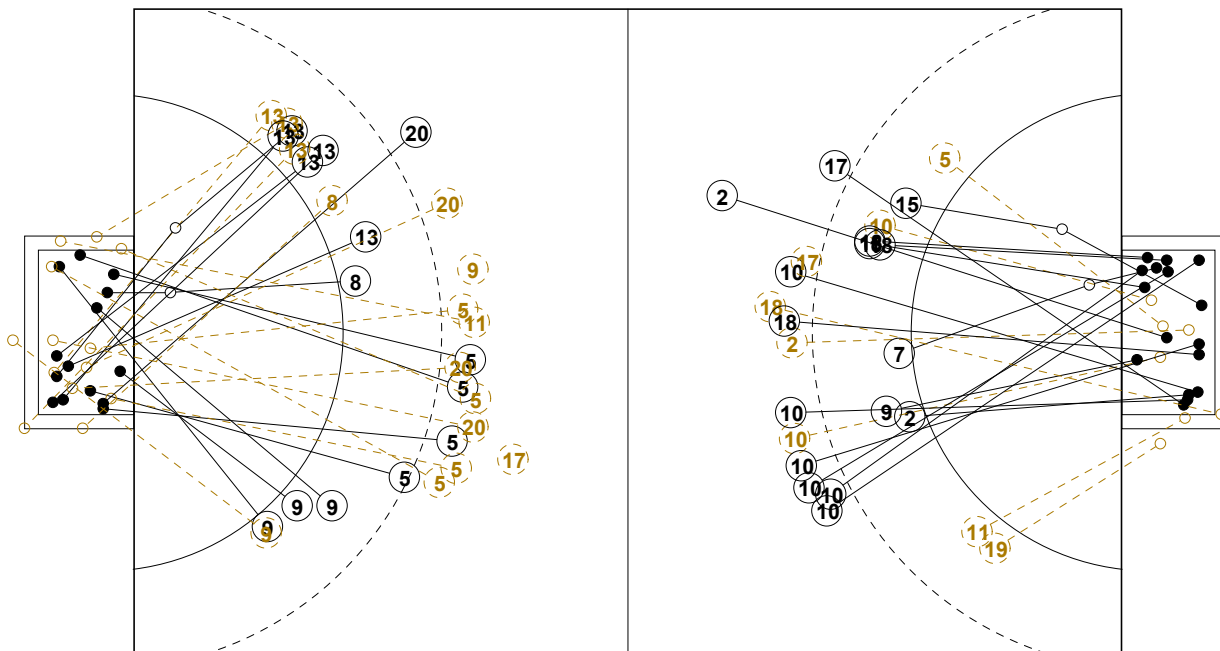


2015 MEN'S YOUTH WORLD CHAMPIONSHIP IN RUS PICTORIAL MATCH STATISTICS

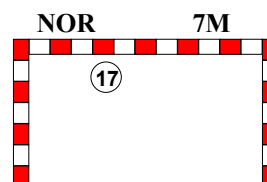
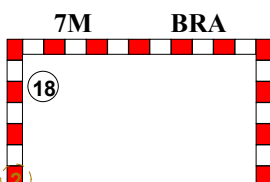
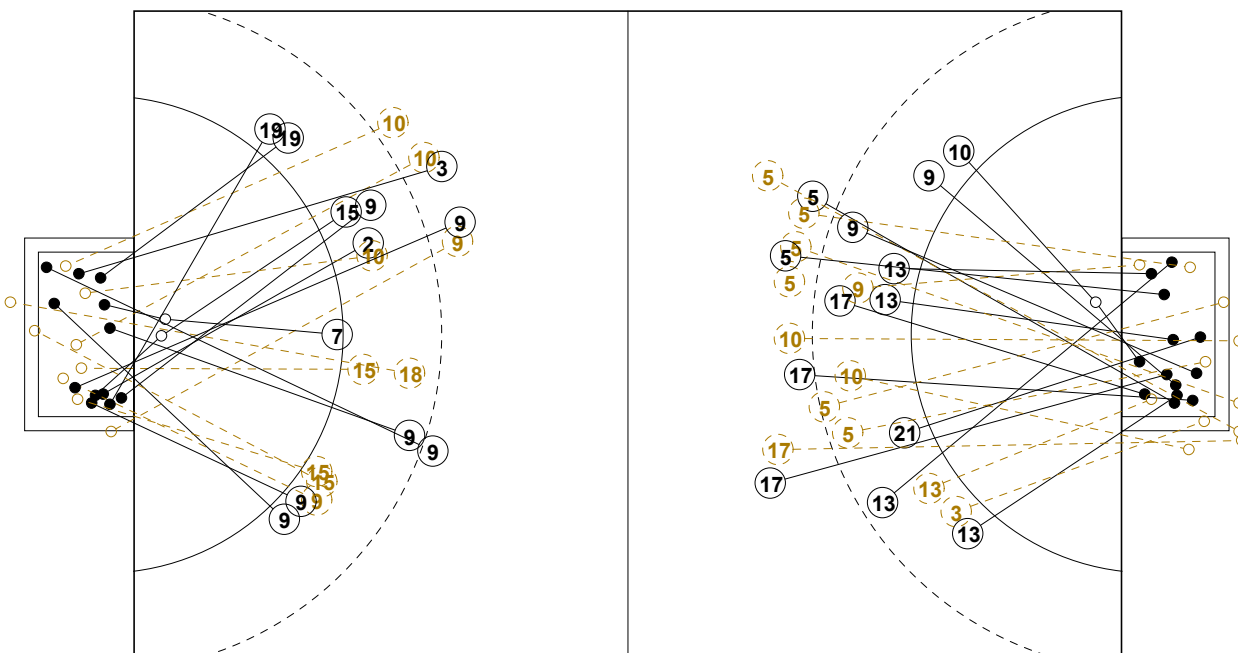
ROUND 8

MATCH 85

201512085-21-1/1



1st Half
15 : 16



2nd Half
29 : 29

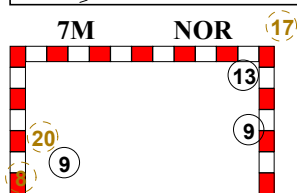
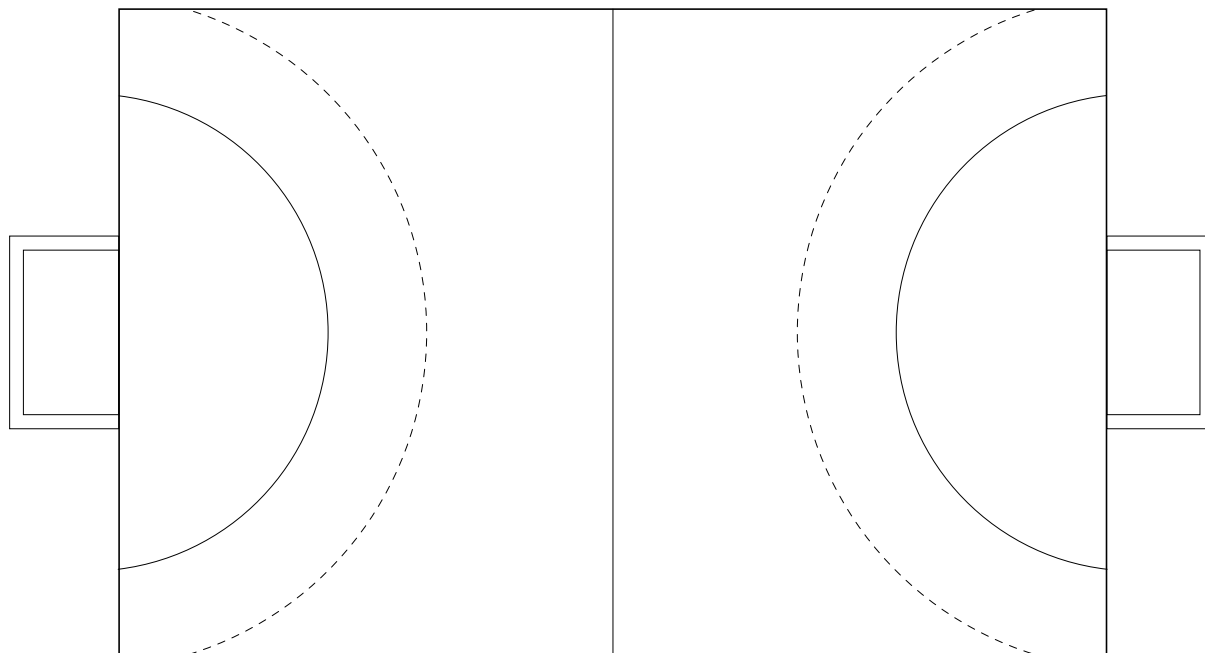


2015 MEN'S YOUTH WORLD CHAMPIONSHIP IN RUS PICTORIAL MATCH STATISTICS

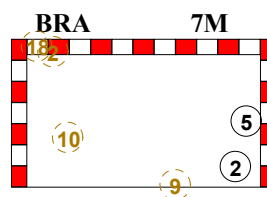
ROUND 8

MATCH 85

201512085-21-1/1



7M-Throw
32 : 31





2015 MEN'S YOUTH WORLD CHAMPIONSHIP IN RUS

INDV/TEAM MATCH STATISTICS

OFFICIAL
HANDBALL
YOUTH MEN

PLACE 5-8
ROUND 8

GROUP X
MATCH 85

201512085-14-1/2
DIVS
19/08/2015 11:00

No.	Name	Field Shot	Line Shot	Wing Shot	Fast Brk.	Brk. Thr.	Free Thr.	7m Thr.	Total	Rate %	ASST.	ERR.	WAR.	2'	D+DR	TIME
BRAZIL(BRA)																
<i>(COURT PLAYER)</i>																
2	SILVEIRA L. A.	1/2	1/1			1/1		1/3	4/7	57.1%		4	1			00:43:44
3	AMORIM Andre G.	1/1							1/1	100%						00:29:40
5	BAPTISTA Caue C.		0/1					1/1	1/2	50.0%						00:34:58
6	TORRIANI G. M. L									0.0%						00:08:01
7	GONDIM Gabriel		2/2						2/2	100%		1				00:26:25
9	PACHECO Pedro S.	3/4	4/5					0/1	7/10	70.0%		1		1		00:30:00
10	JUNG Gabriel C.	6/9	0/2					0/1	6/12	50.0%		2				00:28:42
11	SANTOS Marcos V.			0/1					0/1	0.0%						00:08:19
13	LEMOS Patrick A.									0.0%						00:04:16
14	MAILDO Mrcio A.									0.0%						00:00:00
15	SILVA Matheus F.		2/4		0/1				2/5	40.0%		1	1			00:30:39
16	COLODETI Marcos									0.0%						00:24:44
17	SOLENTA Henrique	1/2							1/2	50.0%		1	1	1		00:15:28
18	FERREIRA L. D.	1/3	1/1			2/2		1/2	5/8	62.5%		3		1		00:43:31
19	UMBELINA Pedro			2/3					2/3	66.7%						00:48:26
89	ROSA Rangel L.									0.0%						00:35:16
Total		13/21	10/16	2/4	0/1	3/3		3/8	31/53	58.5%		13	3	3		
<i>(GOALKEEPER)</i>																
16	COLODETI Marcos	2/5	0/3		2/2	0/1		1/5	5/16	31.3%						00:24:44
89	ROSA Rangel L.	7/16	0/4	1/4	0/3	0/1		0/1	8/29	27.6%						00:35:16
Total		9/21	0/7	1/4	2/5	0/2		1/6	13/45	28.9%						

COURT PLAYER: GOALS/SHOTS

GOALKEEPER: SAVED/SHOTS

TEAM TOTALS	GOALS	SAVED	MISSED	POST	BLOCKED	TOTAL	RATE(%)
Field Shot	13	4	1	2	1	21	61.9%
Line Shot	10	6				16	62.5%
Wing Shot	2		1	1		4	50.0%
Fastbreak				1		1	0.0%
Breakthrough	3					3	100.0%
Free Throw							0.0%
7M-Throw	3	2		3		8	37.5%





2015 MEN'S YOUTH WORLD CHAMPIONSHIP IN RUS

INDV/TEAM MATCH STATISTICS

OFFICIAL
HANDBALL
YOUTH MEN

PLACE 5-8
ROUND 8

GROUP X
MATCH 85

201512085-14-2/2
DIVS
19/08/2015 11:00

No.	Name	Field Shot	Line Shot	Wing Shot	Fast Brk.	Brk. Thr.	Free Thr.	7m Thr.	Total	Rate %	ASST.	ERR.	WAR.	2'	D+DR	TIME
NORWAY(NOR)																
<i>(COURT PLAYER)</i>																
2	HORGEN Aksel									0.0%						00:04:00
3	EIDE Jonas		0/1						0/1	0.0%						00:03:29
5	KOPP Eirik	6/16							6/16	37.5%				2		00:52:46
7	PETTERSEN Haakon									0.0%						00:00:00
8	THORSBYE Lasse L		1/2					0/1	1/3	33.3%			1			00:14:46
9	HAUANE Tormod	1/2	1/1	1/2	2/3			2/2	7/10	70.0%		2				01:21:16
10	FREDRIKSEN M.	0/1	1/2						1/3	33.3%	1	1				00:24:16
11	AHO Sindre Andre	0/1							0/1	0.0%		2				00:12:10
12	HANSEN Tobias S.									0.0%	1	1				00:30:00
13	GULLIKSEN Kevin	1/1	3/4	2/4	1/2	2/2		1/1	10/14	71.4%						01:00:00
16	STENKJAER Karl H									0.0%	1					00:30:00
17	ROED Magnus A.	3/3			0/1		0/1	1/2	4/7	57.1%	1	1				00:43:38
20	SCHOENNINGSEN S.	1/4						1/2	2/6	33.3%		2	1			00:30:00
21	FERKINGSTAD M. G		1/1						1/1	100%		1	1			00:29:58
22	TJERNSHAUGEN J.									0.0%						00:00:00
24	SOLSTAD Thomas									0.0%						00:00:00
Total		12/28	7/11	3/6	3/6	2/2	0/1	5/8	32/62	51.6%	4	10	3	2		
<i>(GOALKEEPER)</i>																
12	HANSEN Tobias S.	2/6	4/9	0/2		0/1		0/1	6/19	31.6%	1	1				00:30:00
16	STENKJAER Karl H	2/11	2/7			0/2		2/4	6/24	25.0%	1					00:30:00
Total		4/17	6/16	0/2		0/3		2/5	12/43	27.9%	2	1				

COURT PLAYER: GOALS/SHOTS

GOALKEEPER: SAVED/SHOTS

TEAM TOTALS	GOALS	SAVED	MISSED	POST	BLOCKED	TOTAL	RATE(%)
Field Shot	12	9	3	2	2	28	42.9%
Line Shot	7		1	3		11	63.6%
Wing Shot	3	1	1	1		6	50.0%
Fastbreak	3	2			1	6	50.0%
Breakthrough	2					2	100.0%
Free Throw			1			1	0.0%
7M-Throw	5	1	1	1		8	62.5%





2015 MEN'S YOUTH WORLD CHAMPIONSHIP IN RUS

MATCH SHOT REPORT

ROUND 8

MATCH 85

201512085-41-1/1

BRAZIL

Table with 11 columns representing players: 2 SILVEIRA L. A., 3 AMORIM Andre G., 5 BAPTISTA Caue C., 6 TORRIANI G. M. L., 7 GONDIM Gabriel, 9 PACHECO Pedro S., 10 JUNG Gabriel C., 11 SANTOS Marcos V., 13 LEMOS Patrick A., 14 MAILDO Mrcio A., 15 SILVA Matheus F., 16 COLODETI Marcos, 17 SOLENTA Henrique, 18 FERREIRA L. D., 19 UMBELINA Pedro, 89 ROSA Rangel L. Each player has a 3x3 grid for shot statistics and a line for Post - Miss - Block - 0.

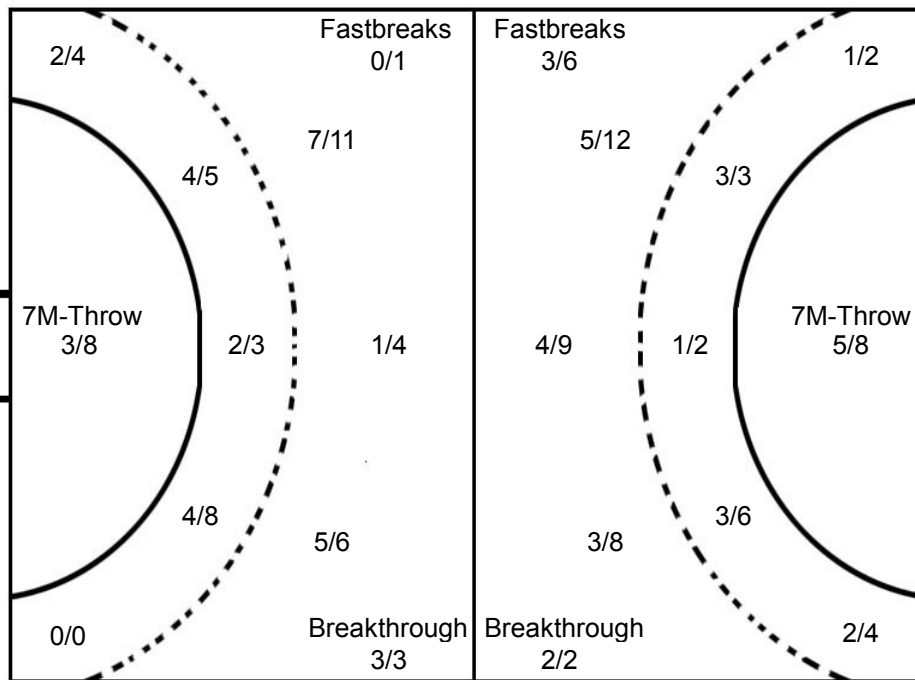
16 COLODETI Marcos

3x3 grid for player 16 COLODETI Marcos

89 ROSA Rangel L.

3x3 grid for player 89 ROSA Rangel L.

3x3 grid for player 89 ROSA Rangel L.



12 HANSEN Tobias S.

3x3 grid for player 12 HANSEN Tobias S.

16 STENKJAER Karl H

3x3 grid for player 16 STENKJAER Karl H

3x3 grid for player 16 STENKJAER Karl H

NORWAY

Table with 11 columns representing players: 2 HORGEN Aksel, 3 EIDE Jonas, 5 KOPP Eirik, 7 PETTERSEN Haakon, 8 THORSBYE Lasse L, 9 HAUANE Tormod, 10 FREDRIKSEN M., 11 AHO Sindre Andre, 12 HANSEN Tobias S., 13 GULLIKSEN Kevin, 16 STENKJAER Karl H, 17 ROED Magnus A., 20 SCHOENNINGSEN, 21 FERKINGSTAD M., 22 TJERNSHAUGEN, 24 SOLSTAD Thomas. Each player has a 3x3 grid for shot statistics and a line for Post - Miss - Block - 0.

