

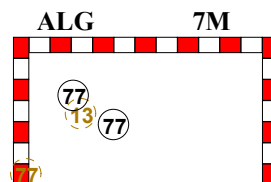
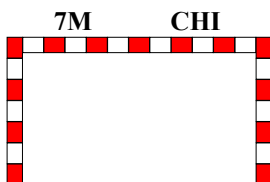
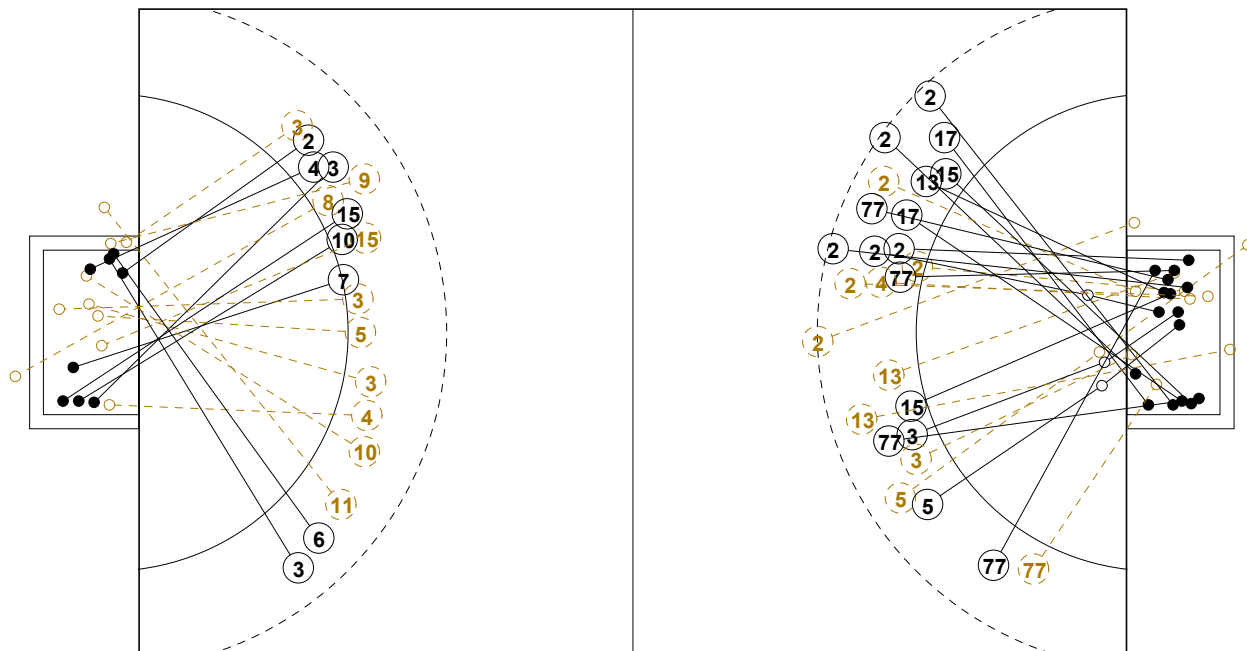


# 2015 MEN'S YOUTH WORLD CHAMPIONSHIP IN RUS PICTORIAL MATCH STATISTICS

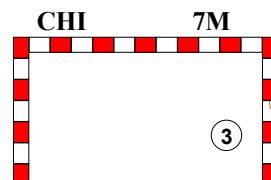
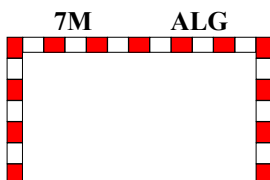
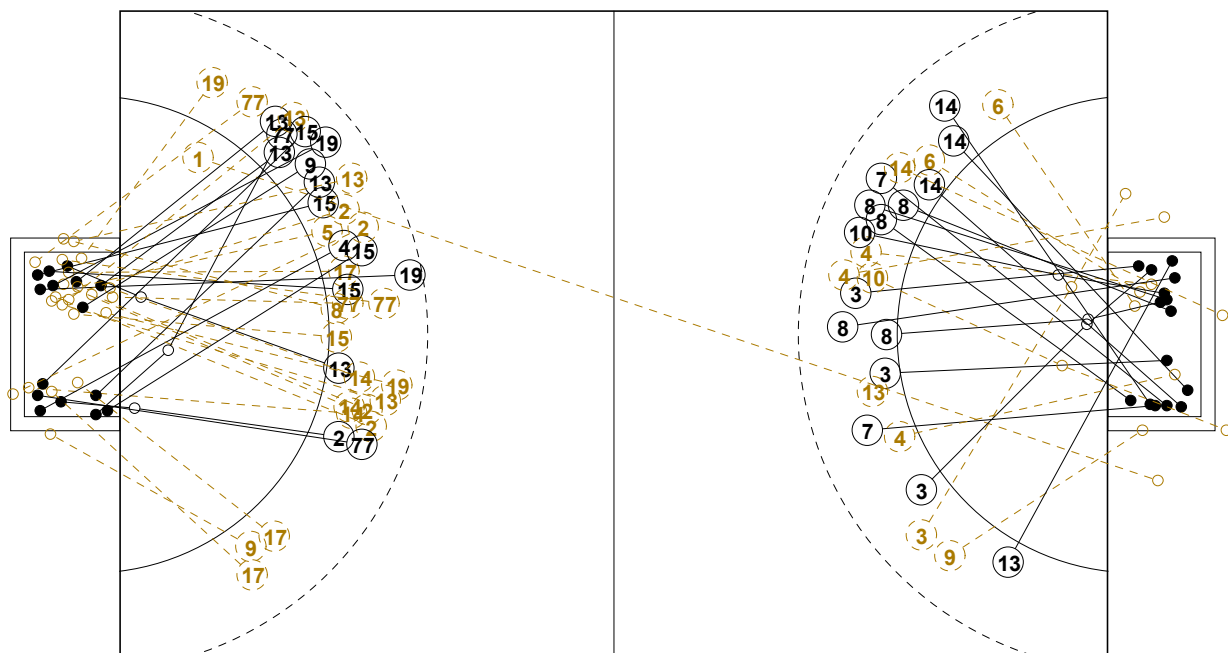
ROUND 7

MATCH 73

201512073-21-1/1



1st Half  
8 : 18



2nd Half  
33 : 24



## 2015 MEN'S YOUTH WORLD CHAMPIONSHIP IN RUS

### INDV/TEAM MATCH STATISTICS

OFFICIAL  
HANDBALL  
YOUTH MEN

PLACE 23-24  
ROUND 7

GROUP X  
MATCH 73

201512073-14-1/2  
DIVS  
17/08/2015 09:00

No.	Name	Field Shot	Line Shot	Wing Shot	Fast Brk.	Brk. Thr.	Free Thr.	7m Thr.	Total	Rate %	ASST.	ERR.	WAR.	2'	D+DR	TIME
<b>CHILE(CHI)</b>																
<i>(COURT PLAYER)</i>																
1	FERNANDEZ U. B.	0/1							0/1	0.0%		2				00:35:31
2	HIDALGO A. Jose		1/1						1/1	100%						00:31:45
3	PAULSEN D. T. A.		4/6	1/2	0/1			1/1	6/10	60.0%		4				00:48:55
4	BENAVIDES O. M.		1/3		0/2				1/5	20.0%		3				00:38:46
5	LOPEZ R. Jose L.	0/1							0/1	0.0%		1				00:06:22
6	RIQUELME V. A. M		1/2	0/1					1/3	33.3%		2				00:12:15
7	PORTA J. Ignacio		2/2		1/1				3/3	100%	3	9	1			00:36:17
8	AGUILERA L. S. I		4/5			1/1			5/6	83.3%		2				00:39:27
9	CARRASCO M. R. D	0/1	0/1						0/2	0.0%		1				00:21:38
10	ALVAREZ R. E. I.		2/4						2/4	50.0%		1		1		00:39:03
11	NAZAR L.Nicolas	0/1							0/1	0.0%						00:14:48
12	ARTEMCHONQUE C.									0.0%						00:00:00
13	PAVEZ M. S. E.	0/1	1/1						1/2	50.0%	1	1	1			00:30:33
14	HERNANDEZ D. N.			1/1	2/3			0/1	3/5	60.0%	1	3				00:23:21
15	JOHNSON S. Diego	0/1			1/1				1/2	50.0%						00:15:24
16	CANTON M. M. A.									0.0%	1					00:24:29
<b>Total</b>		0/1	15/28	3/6	4/8	1/1		1/2	24/46	52.2%	6	29	2	1		
<i>(GOALKEEPER)</i>																
1	FERNANDEZ U. B.	1/2	10/17	4/5	4/12				19/36	52.8%		2				00:35:31
16	CANTON M. M. A.	1/4	2/4	1/1	1/10	1/1		1/3	7/23	30.4%	1					00:24:29
<b>Total</b>		2/6	12/21	5/6	5/22	1/1		1/3	26/59	44.1%	1	2				

## COURT PLAYER: GOALS/SHOTS

## GOALKEEPER: SAVED/SHOTS

TEAM TOTALS	GOALS	SAVED	MISSED	POST	BLOCKED	TOTAL	RATE(%)
Field Shot			1			1	0.0%
Line Shot	15	7	4	1	1	28	53.6%
Wing Shot	3	1		2		6	50.0%
Fastbreak	4	2	2			8	50.0%
Breakthrough	1					1	100.0%
Free Throw							0.0%
7M-Throw	1			1		2	50.0%



## 2015 MEN'S YOUTH WORLD CHAMPIONSHIP IN RUS

### INDV/TEAM MATCH STATISTICS

OFFICIAL  
HANDBALL  
YOUTH MEN

PLACE 23-24  
ROUND 7

GROUP X  
MATCH 73

201512073-14-2/2  
DIVS  
17/08/2015 09:00

No.	Name	Field Shot	Line Shot	Wing Shot	Fast Brk.	Brk. Thr.	Free Thr.	7m Thr.	Total	Rate %	ASST.	ERR.	WAR.	2'	D+DR	TIME
<b>ALGERIA(ALG)</b>																
<i>(COURT PLAYER)</i>																
2	ZOHIR Naim	3/5	1/4		2/4	0/1			6/14	42.9%		2				00:40:33
3	ATHMANE Belkaid		1/2						1/2	50.0%		1	1			00:23:40
4	NOUR EDDINE Hellal				1/2				1/2	50.0%	1	2				00:10:20
5	ABDEL K. Brahimi		1/2			0/1			1/3	33.3%						00:40:34
8	RAFIK Meklout		0/1						0/1	0.0%		1				00:08:39
9	YASSINE Ben M.		1/1		0/1				1/2	50.0%						00:04:07
11	ABDOU O. Ben M.									0.0%						00:00:00
12	OUSSAMA Sekkai									0.0%	4					00:49:09
13	MEROUANE Hammad		0/3	1/1	4/6			0/1	5/11	45.5%	1	1		1		00:51:21
14	HICHAM Boudaoui		0/3						0/3	0.0%		1				00:18:50
15	MOHAMED R. Damir		4/5		2/2				6/7	85.7%	1	2		2		00:36:11
16	NADHER Rassa									0.0%						00:10:51
17	YACINE Djedid			0/2	2/3				2/5	40.0%	1					00:55:52
19	AYYOUB Abdi	1/2	1/1	0/1					2/4	50.0%		2	1			00:26:23
22	KHALIFA Ghedbane									0.0%						00:00:00
77	NIDHAL B. D.		0/2	0/2	6/6			2/3	8/13	61.5%						00:43:15
<b>Total</b>		4/7	9/24	1/6	17/24	0/2		2/4	33/67	49.3%	8	12	2	3		
<i>(GOALKEEPER)</i>																
12	OUSSAMA Sekkai		6/18	1/3	1/5	0/1		0/1	8/28	28.6%	4					00:49:09
16	NADHER Rassa		1/4	0/1	1/1				2/6	33.3%						00:10:51
<b>Total</b>			7/22	1/4	2/6	0/1		0/1	10/34	29.4%	4					

## COURT PLAYER: GOALS/SHOTS

## GOALKEEPER: SAVED/SHOTS

TEAM TOTALS	GOALS	SAVED	MISSED	POST	BLOCKED	TOTAL	RATE(%)
Field Shot	4	2	1			7	57.1%
Line Shot	9	12		3		24	37.5%
Wing Shot	1	5				6	16.7%
Fastbreak	17	5		2		24	70.8%
Breakthrough		1	1			2	0.0%
Free Throw							0.0%
7M-Throw	2	1		1		4	50.0%





2015 MEN'S YOUTH WORLD CHAMPIONSHIP IN RUS
MATCH SHOT REPORT

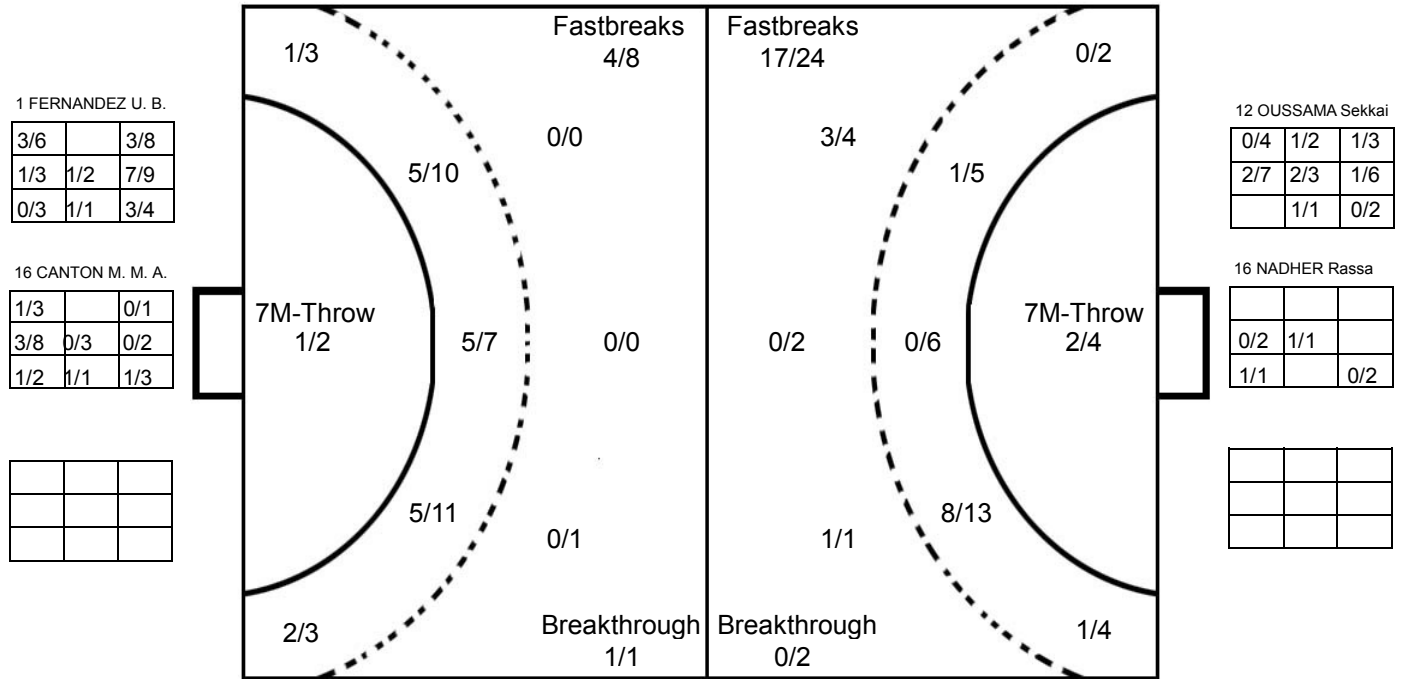
ROUND 7

MATCH 73

201512073-41-1/1

CHILE

Table with 16 columns representing players: 1 FERNANDEZ U. B., 2 HIDALGO A. Jose, 3 PAULSEN D. T. A., 4 BENAVIDES O. M., 5 LOPEZ R. Jose L., 6 RIQUELME V. A. M., 7 PORTA J. Ignacio, 8 AGUILERA L. S. I., 9 CARRASCO M. R. D., 10 ALVAREZ R. E. I., 11 NAZAR L. Nicolas, 12 ARTEMTCHONQUE, 13 PAVEZ M. S. E., 14 HERNANDEZ D. N., 15 JOHNSON S. Diego, 16 CANTON M. M. A. Each column contains a 3x3 grid for shot statistics and a line below for Post - Miss - Block - 0.



ALGERIA

Table with 16 columns representing players: 2 ZOHIR Naim, 3 ATHMANE Belkaid, 4 NOUR EDDINE, 5 ABDEL K. Brahimi, 8 RAFIK Meklout, 9 YASSINE Ben M., 11 ABDOU O. Ben M., 12 OUSSAMA Sekkai, 13 MEROUANE, 14 HICHAM Boudaoui, 15 MOHAMED R., 16 NADHER Rassa, 17 YACINE Djedid, 19 AYYOUB Abdi, 22 KHALIFA, 77 NIDHAL B. D. Each column contains a 3x3 grid for shot statistics and a line below for Post - Miss - Block - 0.

