

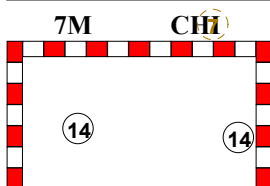
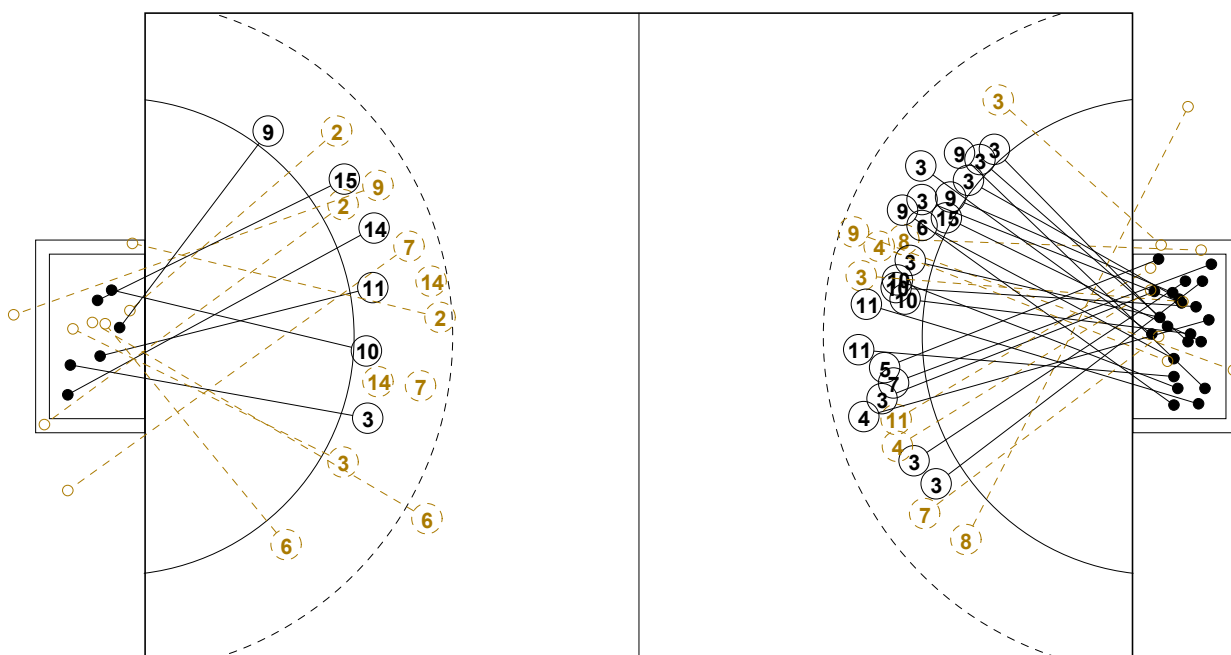


2015 MEN'S YOUTH WORLD CHAMPIONSHIP IN RUS PICTORIAL MATCH STATISTICS

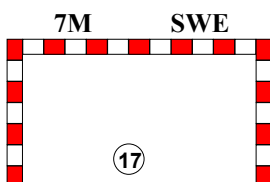
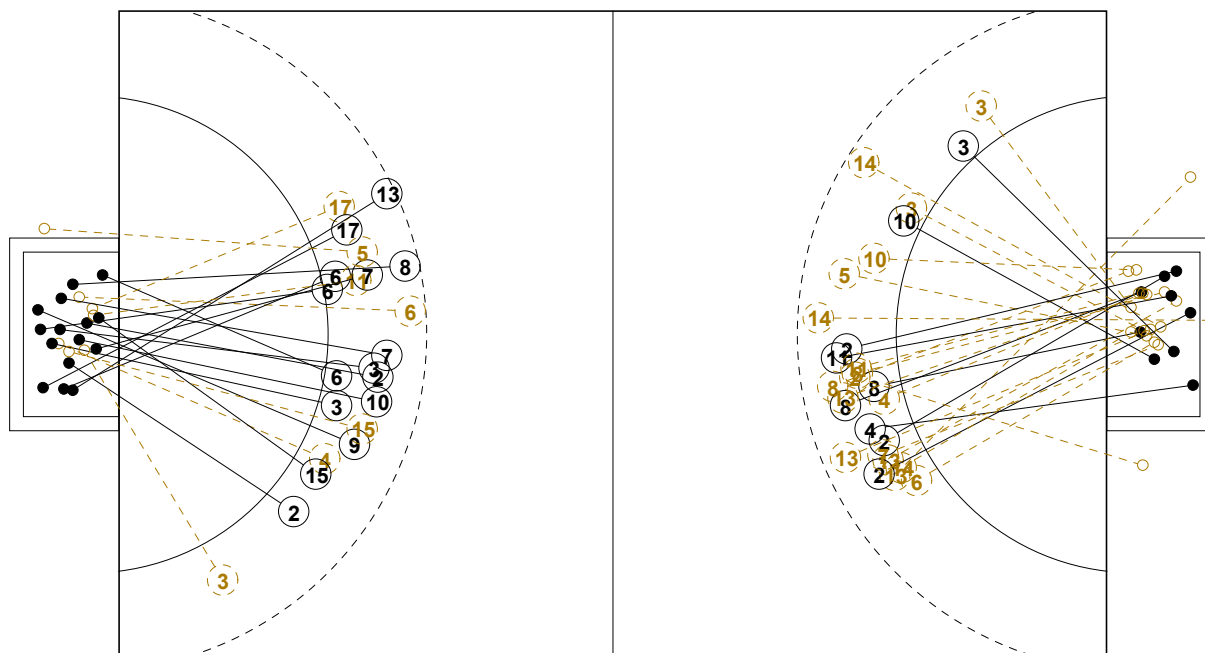
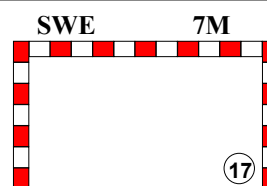
ROUND 4

MATCH 43

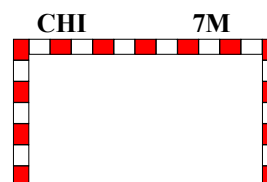
201512043-21-1/1



1st Half
8 : 23



2nd Half
39 : 17





2015 MEN'S YOUTH WORLD CHAMPIONSHIP IN RUS

INDV/TEAM MATCH STATISTICS

OFFICIAL
HANDBALL
YOUTH MEN

PRELIMINARY
ROUND 4

GROUP A
MATCH 43

201512043-14-1/2
URALIAN
13/08/2015 16:00

No.	Name	Field Shot	Line Shot	Wing Shot	Fast Brk.	Brk. Thr.	Free Thr.	7m Thr.	Total	Rate %	ASST.	ERR.	WAR.	2'	D+DR	TIME
SWEDEN(SWE)																
<i>(COURT PLAYER)</i>																
1	BJORKMAN M. A.									0.0%						00:08:06
2	MELLEGARD Emil		1/1		1/1				2/2	100%						00:16:18
3	BREDOLO C.		2/3	0/2	8/8	1/1			11/14	78.6%		1				00:43:42
4	PARADIS Niclas	1/1	0/2			0/1			1/4	25.0%	1					00:24:00
5	SJOBRINK Markus		1/2						1/2	50.0%						00:26:59
6	COSMO Oskar	0/1	3/3		1/1				4/5	80.0%				2		00:40:06
7	ANDERSSON Linus		1/2		2/2				3/4	75.0%		1				00:26:34
8	HANSSON Emil M.		0/2		1/1				1/3	33.3%	2					00:35:22
9	BOGOJEVIC W.	0/1	2/2			2/2			4/5	80.0%	2	5				00:35:23
10	EDVARDSSON J.		4/4						4/4	100%	1		1			00:34:06
11	BOSSON Herman		2/4						2/4	50.0%			1	1		00:34:48
12	LANDIN Fredrik									0.0%	4	1				00:51:54
13	HANSSON Lars E.	1/1							1/1	100%						00:10:09
14	CLAAR Felix									0.0%						00:00:00
15	HALLBACK Anton		2/3						2/3	66.7%	1					00:10:37
17	SANDELL Lukas		1/2					2/2	3/4	75.0%				1		00:21:55
Total		2/4	19/30	0/2	13/13	3/4		2/2	39/55	70.9%	11	8	2	4		
<i>(GOALKEEPER)</i>																
1	BJORKMAN M. A.	1/1	4/4		0/1				5/6	83.3%						00:08:06
12	LANDIN Fredrik	1/1	9/18	2/3	1/2	0/3	1/1	0/2	14/30	46.7%	4	1				00:51:54
Total		2/2	13/22	2/3	1/3	0/3	1/1	0/2	19/36	52.8%	4	1				

COURT PLAYER: GOALS/SHOTS

GOALKEEPER: SAVED/SHOTS

TEAM TOTALS	GOALS	SAVED	MISSED	POST	BLOCKED	TOTAL	RATE(%)
Field Shot	2	1		1		4	50.0%
Line Shot	19	8	2	1		30	63.3%
Wing Shot		1		1		2	0.0%
Fastbreak	13					13	100.0%
Breakthrough	3	1				4	75.0%
Free Throw							0.0%
7M-Throw	2					2	100.0%



2015 MEN'S YOUTH WORLD CHAMPIONSHIP IN RUS

INDV/TEAM MATCH STATISTICS

OFFICIAL
HANDBALL
YOUTH MEN

PRELIMINARY
ROUND 4

GROUP A
MATCH 43

201512043-14-2/2
URALIAN
13/08/2015 16:00

No.	Name	Field Shot	Line Shot	Wing Shot	Fast Brk.	Brk. Thr.	Free Thr.	7m Thr.	Total	Rate %	ASST.	ERR.	WAR.	2'	D+DR	TIME
CHILE(CHI)																
<i>(COURT PLAYER)</i>																
1	FERNANDEZ U. B.									0.0%	1					00:30:00
2	HIDALGO A. Jose	0/1	2/4		0/1	1/1			3/7	42.9%			1			00:27:44
3	PAULSEN D. T. A.		0/2	0/1	1/1	1/1			2/5	40.0%						00:20:47
4	BENAVIDES O. M.		1/2						1/2	50.0%		1				00:44:18
5	LOPEZ R. Jose L.		0/1						0/1	0.0%						00:06:40
6	RIQUELME V. A. M		0/1	0/1			0/1		0/3	0.0%		3	1			00:21:40
7	PORTA J. Ignacio	0/2	0/1					0/1	0/4	0.0%		3				00:15:47
8	AGUILERA L. S. I		2/4						2/4	50.0%						00:14:18
9	CARRASCO M. R. D		0/1	1/1					1/2	50.0%						00:33:36
10	ALVAREZ R. E. I.		1/1		1/2				2/3	66.7%		4				00:32:48
11	NAZAR L.Nicolas		2/3						2/3	66.7%		2				00:35:11
12	ARTEMCHONQUE C.									0.0%						00:00:30
13	PAVEZ M. S. E.	0/1	0/3						0/4	0.0%						00:26:21
14	HERNANDEZ D. N.	0/3	1/3					2/2	3/8	37.5%	1	4				00:45:17
15	JOHNSON S. Diego					1/1			1/1	100%	1	1				00:16:49
16	CANTON M. M. A.									0.0%						00:30:00
Total		0/7	9/26	1/3	2/4	3/3	0/1	2/3	17/47	36.2%	3	18	2			
<i>(GOALKEEPER)</i>																
1	FERNANDEZ U. B.	1/2	3/11	1/1	0/6	1/1		0/1	6/22	27.3%	1					00:30:00
16	CANTON M. M. A.	0/1	5/16		0/7	0/3		0/1	5/28	17.9%						00:30:00
Total		1/3	8/27	1/1	0/13	1/4		0/2	11/50	22.0%	1					

COURT PLAYER: GOALS/SHOTS

GOALKEEPER: SAVED/SHOTS

TEAM TOTALS	GOALS	SAVED	MISSED	POST	BLOCKED	TOTAL	RATE(%)
Field Shot		2	1	2	2	7	0.0%
Line Shot	9	13	3		1	26	34.6%
Wing Shot	1	2				3	33.3%
Fastbreak	2	1		1		4	50.0%
Breakthrough	3					3	100.0%
Free Throw		1				1	0.0%
7M-Throw	2		1			3	66.7%





2015 MEN'S YOUTH WORLD CHAMPIONSHIP IN RUS

MATCH SHOT REPORT

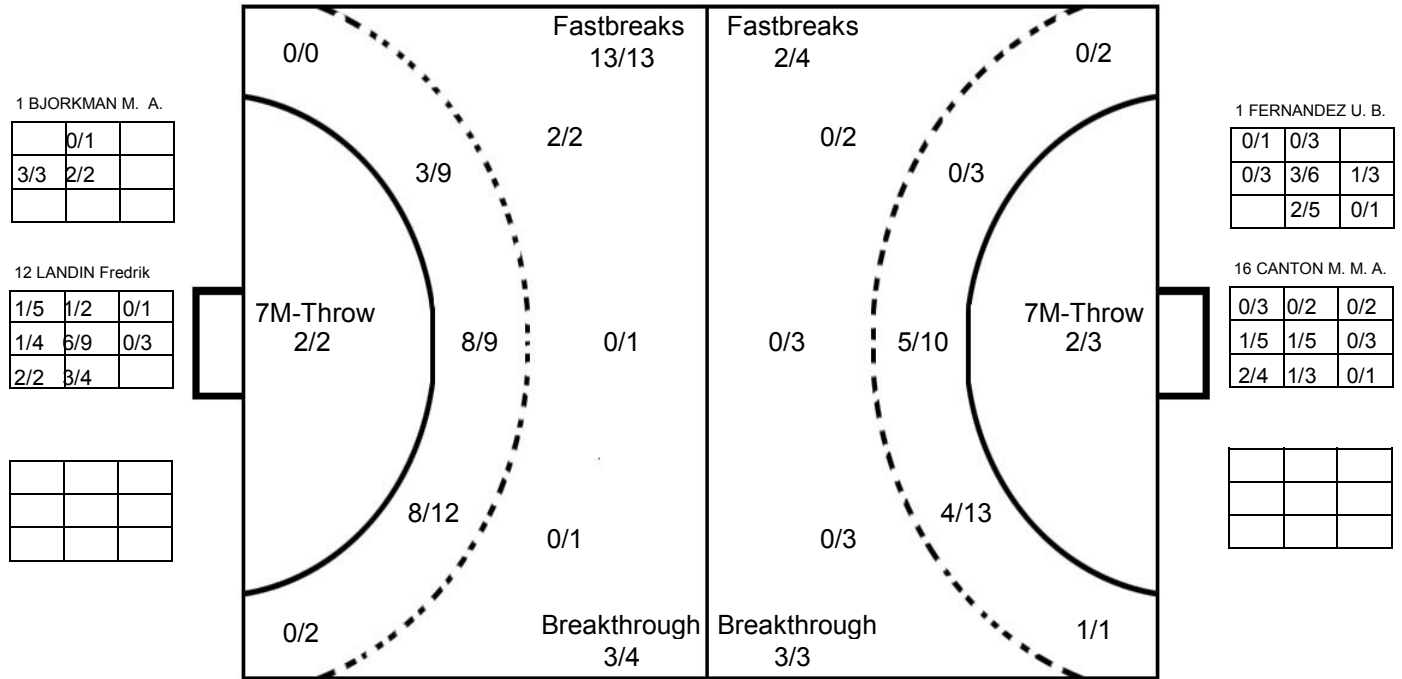
ROUND 4

MATCH 43

201512043-41-1/1

SWEDEN

Table with 8 columns representing players: 1 BJORKMAN M. A., 2 MELLEGARD Emil, 3 BREDOLO C., 4 PARADIS Niclas, 5 SJOBRINK Markus, 6 COSMO Oskar, 7 ANDERSSON Linus, 8 HANSSON Emil M., 9 BOGOJEVIC W., 10 EDVARDSSON J., 11 BOSSON Herman, 12 LANDIN Fredrik, 13 HANSSON Lars E., 14 CLAAR Felix, 15 HALLBACK Anton, 17 SANDELL Lukas. Each player has a 3x3 grid for shot statistics and a line for Post - Miss - Block - 0.



CHILE

Table with 8 columns representing players: 1 FERNANDEZ U. B., 2 HIDALGO A. Jose, 3 PAULSEN D. T. A., 4 BENAVIDES O. M., 5 LOPEZ R. Jose L., 6 RIQUELME V. A. M., 7 PORTA J. Ignacio, 8 AGUILERA L. S. I., 9 CARRASCO M. R. D., 10 ALVAREZ R. E. I., 11 NAZAR L. Nicolas, 12, 13 PAVEZ M. S. E., 14 HERNANDEZ D. N., 15 JOHNSON S., 16 CANTON M. M. A. Each player has a 3x3 grid for shot statistics and a line for Post - Miss - Block - 0.

