



# IHF Trophy Junior Intercontinental Phase

Priština (Kosovo)

Group B

Match Team Statistics

**United States of America 31 - 20 Australia**

10.4.2019. 13:00

Match No. 1

**America**

Attendance: 50

(14 - 9) (17 - 11)

Palace of Youth and Sports

Referees: Mads Hermann (DEN) / Jesper Madsen (DEN)

## United States of America

Players		Goals / shots										Attack			Def.			Penalties			TP		
#	Surname and name	S	Tot.	%	9m	6m	Wing	7m	FB	Brk.	LD	As.	E7	E2	TF	St.	C7	Blk	YC	2m		RC	BC
1	ZAHOUR Michael																						
3	BENGOZI Asaf		9/9	100	4/4	1/1	1/1	1/1	2/2			1	1	3	2								
4	BALTAGI Elyes		3/6	50	0/1		1/1	1/2	0/1		1/1		2	3	2	1							
5	AMITOVIC Amar		9/15	60	0/3	7/8		1/1	1/2		0/1		2	1	2						1		
7	HAMM Aaron		1/2	50	0/1	1/1															1		
8	KOURY Austin		2/3	67				0/1			2/2					4							
10	WHEELER Sebastian		2/7	29	2/6						0/1	2			1	1	1	1					
11	ZARIKOS Nikolas		3/5	60			1/3		2/2						1						1		
13	STROMBERG Jonas		1/2	50	1/2													1					
14	KENNEDY William														2								
15	ROBINSON Nicolas		0/1	0		0/1												1			1		
16	BABIC Marko		1/4	25	0/1	0/2	1/1								1								
21	INGRAM Rene														1								
Team / bench																							
UKUPNO			31/54	57	7/18	9/13	4/6	3/5	5/7	0/0	3/5	3	4	5	13	8	1	3	0	4	0	0	0

Goalkeepers		Saves / shots									
#	Surname and name	Tot.	%	9m	6m	Wing	7m	FB	Brk.	LD	
1	ZAHOUR Michael	0/1	0			0/1					
15	ROBINSON Nicolas										
21	INGRAM Rene	13/32	41	6/15	4/10	1/5		1/1	1/1		
TOTAL		13/33	39	6/15	4/10	1/6	0/0	1/1	1/1	0/0	

Coach: Julio Sainz

Number of attacks: 65, Efficiency: 48%, Average Duration: 24,6 seconds

### Attack by type of defense

	Shots	9m	6m	Wing	TF	E7	E2
On def. 6-0	14/27	5/14	7/11	2/2	8	2	3
On def. 5-1	6/10	2/4	2/2	2/4	5	2	2
Fastbreak	5/7				0	0	0

### Defense by type

	Total	9m	6m	Wing	Stl.	C7	2m
Def. 6-0	9/23	6/15	3/6	0/2	3	1	1
Def. 5-1	11/20	3/8	3/4	5/7	5	0	3
Fastbreak	0/1				0	0	0

### Attack with goalkeeper out

	Attack				Reaction		
	Att.	Eff.	Shots	TF	FB	LD	Tot.
GK in	65	46%	30/51	12	0/1	0/0	0/1

GK out attack is counted if one part or whole attack was GK out

### Attack with player superiority/minority

	Attack				Reaction		
	Att.	Eff.	Shots	TF	FB	LD	Tot.
Superiority +1	15	40%	6/11	3	0/0	0/0	0/0
Normal	35	51%	18/30	8	0/1	0/0	0/1
Minority -1	8	63%	5/7	1	0/0	0/0	0/0

Player superiority counted at the end of attack (in case it changes during attack)

### Defense with opponent goalkeeper out

	Attack				Reaction		
	Att.	Eff.	Shots	TF	FB	LD	Tot.
GK out (7 on 6)	17	35%	6/10	6	1/1	2/3	3/4
GK out pl. super.	12	42%	5/8	2	0/0	0/1	0/1
GK in	36	25%	9/27	17	4/6	1/1	5/7

### Defense with player superiority/minority

	Attack				Reaction		
	Att.	Eff.	Shots	TF	FB	LD	Tot.
Minority -1	8	25%	2/9	3	1/1	0/0	1/1
Normal	39	28%	11/20	19	4/6	3/4	7/10
Superiority +1	12	42%	5/9	3	0/0	0/1	0/1

# Jersey number Tot. Total shooting 6m 6m (line) shooting 9m 9m shooting Wng. Wing shooting FB Fastbreak sh. 7m 7m penalty sh.  
 Brk. Breakthrough sh. LD Long distance sh. As. Assists E7 Earned 7m pen. TF Technical Faults St. Steals 2m 2m punishments  
 C7. Committed 7m E2 Earned 2m pun. YC. Yellow cards RC Red cards BC Blue cards Blk. Blocks S Starting Line-up



# IHF Trophy Junior Intercontinental Phase

## Priština (Kosovo)

### Group B

Match Team Statistics

Match No. 1

## United States of America 31 - 20 Australia

### America

(14 - 9) (17 - 11)

10.4.2019. 13:00

Attendance: 50

Palace of Youth and Sports

Referees: Mads Hermann (DEN) / Jesper Madsen (DEN)

### Shot distribution by player

#### 3 A. Bengozi

1/1	1/1	3/3
1/1		2/2

1/1 lob

#### 4 E. Baltagi

		0/2
		1/1
	1/1	1/1

1 miss.

#### 5 A. Amitovic

2/2	2/2	0/1
		2/2
1/2		2/3

2 post 1 miss.

#### 7 A. Hamm

	0/1	
1/1		

#### 8 A. Koury

	1/1	
	1/1	
0/1		

#### 10 S. Wheeler

0/1	0/1	1/1
1/2		

2 miss.

#### 11 N. Zarikos

2/2		1/1

1 miss. 0/1 lob

#### 13 J. Stromberg

1/1		
0/1		

#### 14 W. Kennedy


#### 16 M. Babic

0/1		1/1

2 post

#### TOTAL

3/4	4/5	4/7
2/4	1/2	4/4
5/8	1/1	6/7

4 post 5 miss. 1/2 lob

### Saves distribution goalkeepers

#### 1 M. Zahour

		0/1

#### 15 N. Robinson


#### 21 R. Ingram

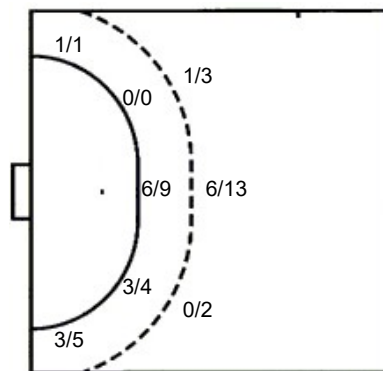
0/2	1/1	2/4
1/3	3/3	2/3
0/2	1/2	3/11

#### TOTAL

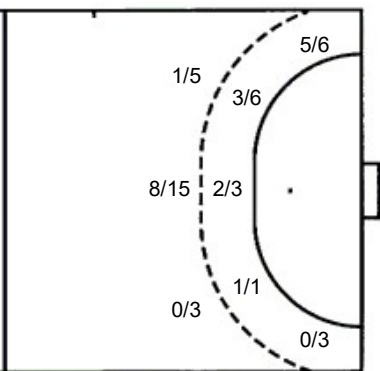
0/2	1/1	2/4
1/3	3/3	2/4
0/2	1/2	3/11

### Shots by position

#### ATTACK



#### DEFENSE



7m penalties 3/5  
Fastbreak 5/7  
Breakthrough 0/0  
Long dist. 3/5

7m penalties 0/1  
Fastbreak 0/1  
Breakthrough 0/1  
Long dist. 0/0

### Shooting statistics

Position	Goals	Sav.	Miss.	Post	Blk.	Total	%
Back (9m)	7	7	2	2	0	18	39
Line (6m)	9	2	0	2	0	13	69
Wing	4	1	1	0	0	6	67
7m penalties	3	2	0	0	0	5	60
Fastbreak	5	2	0	0	0	7	71
Breakthrough	0	0	0	0	0	0	0
<b>Total</b>	<b>28</b>	<b>14</b>	<b>3</b>	<b>4</b>	<b>0</b>	<b>49</b>	<b>57</b>



# IHF Trophy Junior Intercontinental Phase

Priština (Kosovo)

Group B

Match Team Statistics

**United States of America 31 - 20 Australia**

10.4.2019. 13:00

Match No. 1

**America**

Attendance: 50

(14 - 9) (17 - 11)

Palace of Youth and Sports

Referees: Mads Hermann (DEN) / Jesper Madsen (DEN)

## Australia

Players		Goals / shots										Attack				Def.			Penalties			TP		
#	Surname and name	S	Tot.	%	9m	6m	Wing	7m	FB	Brk.	LD	As.	E7	E2	TF	St.	C7	Bk	YC	2m	RC		BC	
1	MCCOURT Bjoern																							
7	GILLESPIE Adam		0/2	0			0/2									2								
9	LANGENBERG Hamish		1/3	33	1/3										5					1				
10	PELED David		0/1	0			0/1								1									
11	LAUTZ Thimeo		3/4	75		1/1	2/3								1	1				1				
14	LANGENBERG Jackson		0/3	0	0/2			0/1							2									
16	GOERGES Henrik																							
17	BURGOYNE Benjamin		0/1	0		0/1																		
18	PROKIC Pavle		1/1	100		1/1									2	1								
20	LJUNGBERG Jake		4/11	36	3/8	1/2				0/1			3	4	8		1							
21	MCCOURT Liam		6/13	46	5/10	1/2			0/1				1				1			1				
24	BETHUNE Scott													1	1					1				
27	KAMBOURIS Isaac		1/2	50		1/2											1			2				
30	YATES James		4/4	100		1/1	3/3								3									
Team / bench																				1				
UKUPNO			20/45	44	9/23	6/10	5/9	0/1	0/1	0/1	0/0		4	1	4	25	1	4	0	1	6	0	0	

Goalkeepers		Saves / shots									
#	Surname and name	Tot.	%	9m	6m	Wing	7m	FB	Brk.	LD	
1	MCCOURT Bjoern	9/25	36	4/8	1/5	1/4	1/3	2/5			
16	GOERGES Henrik	5/17	29	3/6	1/6	0/1	1/2	0/2			
TOTAL		14/42	33	7/14	2/11	1/5	2/5	3/7	0/0	0/0	

Coach: Ricki Lyngsoe

Number of attacks: 65, Efficiency: 31%, Average Duration: 30,7 seconds

### Attack by type of defense

	Shots	9m	6m	Wing	TF	E7	E2
On def. 6-0	9/23	6/15	3/6	0/2	14	1	1
On def. 5-1	11/20	3/8	3/4	5/7	11	0	3
Fastbreak	0/1				0	0	0

### Defense by type

	Total	9m	6m	Wing	Stl.	C7	2m
Def. 6-0	14/27	5/14	7/11	2/2	0	2	4
Def. 5-1	6/10	2/4	2/2	2/4	1	2	2
Fastbreak	5/7				0	0	0

### Attack with goalkeeper out

	Attack				Reaction		
	Att.	Eff.	Shots	TF	FB	LD	Tot.
GK out (7 on 6)	17	35%	6/10	6	1/1	2/3	3/4
GK out pl. minority	12	42%	5/8	2	0/0	0/1	0/1
GK in	36	25%	9/27	17	4/6	1/1	5/7

GK out attack is counted if one part or whole attack was GK out

### Defense with opponent goalkeeper out

	Attack				Reaction		
	Att.	Eff.	Shots	TF	FB	LD	Tot.
GK in	65	46%	30/51	12	0/1	0/0	0/1

### Defense with player superiority/minority

	Attack				Reaction		
	Att.	Eff.	Shots	TF	FB	LD	Tot.
Minority -1	15	40%	6/11	3	0/0	0/0	0/0
Normal	35	51%	18/30	8	0/1	0/0	0/1
Superiority +1	8	63%	5/7	1	0/0	0/0	0/0

### Attack with player superiority/minority

	Attack				Reaction		
	Att.	Eff.	Shots	TF	FB	LD	Tot.
Superiority +1	8	25%	2/9	3	1/1	0/0	1/1
Normal	39	28%	11/20	19	4/6	3/4	7/10
Minority -1	12	42%	5/9	3	0/0	0/1	0/1

Player superiority counted at the end of attack (in case it changes during attack)

# Jersey number Tot. Total shooting 6m 6m (line) shooting 9m 9m shooting Wng. Wing shooting FB Fastbreak sh. 7m 7m penalty sh.  
 Brk. Breakthrough sh. LD Long distance sh. As. Assists E7 Earned 7m pen. TF Technical Faults St. Steals 2m 2m punishments  
 C7. Committed 7m E2 Earned 2m pun. YC. Yellow cards RC Red cards BC Blue cards Blk. Blocks S Starting Line-up



# IHF Trophy Junior Intercontinental Phase

Priština (Kosovo)

Group B

Match Team Statistics

Match No. 1

**United States of America 31 - 20 Australia**

**America**

(14 - 9) (17 - 11)

10.4.2019. 13:00

Attendance: 50

Palace of Youth and Sports

Referees: Mads Hermann (DEN) / Jesper Madsen (DEN)

## Shot distribution by player

**7 A. Gillespie**


1 post 1 miss.

**9 H. Langenberg**

		0/1
		1/1

1 miss.

**10 D. Peled**

		0/1

**11 T. Lautz**

		1/1
1/1		

1 post 1/1 lob

**14 J. Langenberg**


1 post 2 miss.

**17 B. Burgoyne**

	0/1	

**18 P. Prokic**

1/1		

**20 J. Ljungberg**

	0/1	
	0/1	1/2
	1/2	2/4

1 block

**21 L. Mccourt**

2/2		0/1
0/1	0/1	
2/2		2/2

1 post 1 miss. 2 block

**24 S. Bethune**


**27 I. Kambouris**

	1/2	

**30 J. Yates**

		1/1
		1/1
		2/2

**TOTAL**

2/2	0/1	2/4
2/3	0/3	2/4
2/2	1/2	8/11

4 post 5 miss. 3 block 1/1 lob

## Saves distribution goalkeepers

**1 B. Mccourt**

0/2	1/3	3/5
1/1	1/2	0/4
1/4	0/1	1/5

**16 H. Goerges**

1/2	0/2	0/2
1/3		
3/5		0/2

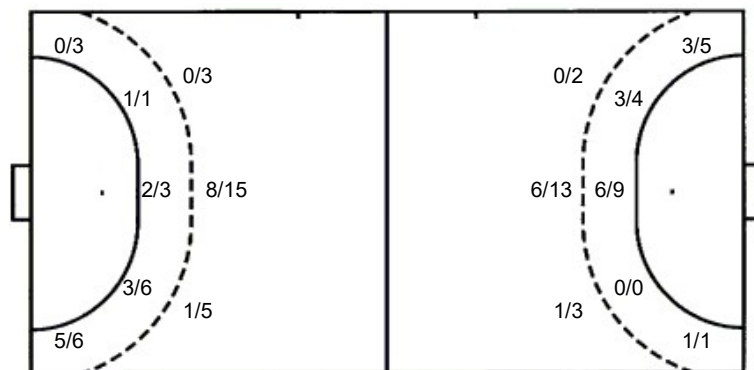
**TOTAL**

1/4	1/5	3/7
2/4	1/2	0/4
4/9	0/1	1/7

## Shots by position

**ATTACK**

**DEFENSE**



7m penalties 0/1  
Fastbreak 0/1  
Breakthrough 0/1  
Long dist. 0/0

7m penalties 3/5  
Fastbreak 5/7  
Breakthrough 0/0  
Long dist. 3/5

## Shooting statistics

Position	Goals	Sav.	Miss.	Post	Blk.	Total	%
Back (9m)	9	6	3	2	3	23	39
Line (6m)	6	4	0	0	0	10	60
Wing	5	1	1	2	0	9	56
7m penalties	0	0	1	0	0	1	0
Fastbreak	0	1	0	0	0	1	0
Breakthrough	0	1	0	0	0	1	0
<b>Total</b>	<b>20</b>	<b>13</b>	<b>5</b>	<b>4</b>	<b>3</b>	<b>45</b>	<b>44</b>

# Jersey number Tot. Total shooting 6m 6m (line) shooting 9m 9m shooting Wng. Wing shooting FB Fastbreak sh. 7m 7m penalty sh.  
Brk. Breakthrough sh. LD Long distance sh. As. Assists E7 Earned 7m pen. TF Technical Faults St. Steals 2m 2m punishments  
C7. Committed 7m E2 Earned 2m pun. YC. Yellow cards RC Red cards BC Blue cards Blk. Blocks S Starting Line-up