




# VIII Men's Beach Handball World Championship

Russia (Kazan)

Main Round - Group 2



Results

**Oman 0 - 2 Brazil**

26.7.2018. 16:30

Match No. 38

(15 - 16) (14 - 24)

Attendance:

Central Court

Referees: Laura Buchon-Perea (ESP) / Patricia Del Valle Encuentera (ESP)

## Oman

| Players |                     | Shooting statistics |       |     |      |      |     |     |     |      |     | Attack |    |    |    |    | Defense |     |    |     |    | GV |       |
|---------|---------------------|---------------------|-------|-----|------|------|-----|-----|-----|------|-----|--------|----|----|----|----|---------|-----|----|-----|----|----|-------|
| #       | Surname and name    | Pts.                | Tot.  | %   | Spn. | InF. | S9m | S6m | SDG | Pen. | 1p. | AiF    | AO | TF | E6 | ES | Stl.    | Bl. | C6 | Su. | RC | GV |       |
| 3       | AL JABRI Hussain    |                     |       |     |      |      |     |     |     |      |     |        |    |    |    |    |         |     |    |     |    |    | 0,00  |
| 9       | AL ZARAFI Mahnad    | 4                   | 2/5   | 40  | 0/2  | 2/3  |     |     |     |      |     |        |    | 1  |    |    |         |     |    |     |    |    | -1,00 |
| 17      | AL HARTHI Yasir     |                     |       |     |      |      |     |     |     |      |     |        |    |    |    |    |         | 1   | 2  | 2   |    |    | -5,00 |
| 18      | AL SULEIMANI Mehdi  |                     |       |     |      |      |     |     |     |      |     |        |    |    |    |    |         |     | 2  | 2   |    |    | -6,00 |
| 19      | AL DUGHAIISHI Hani  | 2                   | 1/1   | 100 |      |      |     |     |     | 1/1  |     |        | 1  | 2  | 1  |    |         |     |    |     |    |    | 0,00  |
| 20      | AL HASANI Said      | 8                   | 4/6   | 67  | 1/2  | 3/4  |     |     |     |      |     |        | 1  | 2  |    |    |         |     |    |     |    |    | 3,00  |
| 21      | AL SIABI Abdulhakim | 5                   | 3/3   | 100 |      | 2/2  |     |     |     |      | 1/1 |        |    |    |    |    |         |     |    |     |    |    | 5,00  |
| 28      | AL AZAN Azan        |                     |       |     |      |      |     |     |     |      |     |        |    |    |    |    |         |     |    |     |    |    | 0,00  |
| 66      | AL HASANI Asad      | 10                  | 5/9   | 56  |      |      | 3/7 | 1/1 |     |      |     | 7      | 1  | 3  | 1  | 2  |         |     |    |     |    |    | 17,00 |
| 77      | AL KASBI Usama      |                     | 0/1   | 0   | 0/1  |      |     |     |     |      |     |        | 1  |    |    |    |         | 1   |    |     |    |    | 1,00  |
|         | Ekipno / klupa      |                     |       |     |      |      |     |     |     |      |     |        |    |    |    |    |         |     |    |     |    |    |       |
|         | UKUPNO              | 29                  | 15/25 | 60  | 1/5  | 7/9  | 3/7 | 1/1 | 0/0 | 2/2  | 1/1 | 7      | 4  | 8  | 0  | 2  | 0       | 2   | 4  | 4   | 0  |    |       |

| Goalkeepers |                  | Saves Statistics |    |      |      |     |     |     |      |     |       | GKV |
|-------------|------------------|------------------|----|------|------|-----|-----|-----|------|-----|-------|-----|
| #           | Surname and name | Tot.             | %  | Spn. | InF. | S9m | S6m | SDG | Pen. | 1p. | GKV   |     |
| 3           | AL JABRI Hussain | 4/17             | 24 | 0/4  | 3/7  |     | 0/3 |     | 1/3  |     | 10,50 |     |
| 28          | AL AZAN Azan     | 2/7              | 29 | 0/2  | 1/4  |     |     |     | 1/1  |     | 6,50  |     |
|             | UKUPNO           | 6/24             | 25 | 0/6  | 4/11 | 0/0 | 0/3 | 0/0 | 2/4  | 0/0 |       |     |

Coach: Hamood Al Hasani

## Attack Efficiency

|            | Number | Efficiency |
|------------|--------|------------|
| 1st period | 14     | 57%        |
| 2nd period | 16     | 44%        |
| Total      | 30     | 50%        |

## Attack (Only regular time)

|                | Total sh. | Spinshots | In-flight | Spec. 9m | Spec. 6m | TF | Ern.7m | Ern. Su. |
|----------------|-----------|-----------|-----------|----------|----------|----|--------|----------|
| On defence 2-1 | 2/6       | 0/1       | 2/3       | 0/2      | 0/0      | 2  | 1      | 1        |
| On defence 3-0 | 10/16     | 1/4       | 5/6       | 3/5      | 1/1      | 6  | 1      | 1        |

## Saves (Only regular time)

|                            | Total | Spinshots | In-flight | Spec. 9m | Spec. 6m | Stl. | Cmt.7m | Su. |
|----------------------------|-------|-----------|-----------|----------|----------|------|--------|-----|
| Defense 3-0                | 13/20 | 4/4       | 7/14      | 0/0      | 2/2      | 0    | 4      | 4   |
| In transition (no defense) | 3/3   | 2/2       | 0/0       | 0/0      | 1/1      | 0    | 0      | 0   |

## Shooting statistics

| Position     | Goals | Saves | Missed | Post | Blocked | Total | %   |
|--------------|-------|-------|--------|------|---------|-------|-----|
| Spec. 9m     | 3     | 2     | 0      | 0    | 2       | 7     | 43  |
| Spec. 6m     | 1     | 0     | 0      | 0    | 0       | 1     | 100 |
| In-Flight    | 7     | 1     | 1      | 0    | 0       | 9     | 78  |
| 6m penalties | 2     | 0     | 0      | 0    | 0       | 2     | 100 |
| Spec. DG     | 0     | 0     | 0      | 0    | 0       | 0     | 0   |
| One-pointers | 1     | 0     | 0      | 0    | 0       | 1     | 100 |
| Spinshot     | 1     | 2     | 1      | 1    | 0       | 5     | 20  |
| Total        | 15    | 5     | 2      | 1    | 2       | 25    | 60  |

# Shirt number Spn. Spinshot InF. In-flight S9m Specialist 9m S6m Specialist 6m SDG Spec. Direct Goal Pen Penalty (6m)  
 1p. One-pointer AiF Assists for in-flight AO Other assists TF Technical Faults Stl. Steals Bl. Blocked shots Su. Suspensions  
 C6 Committed 6m E6 Earned 6m ES Earned RC Direct Red Card  
 penalty penalty Suspension

GV= Points - (Spinshot L/R/LD Misses) - (Spinshot C Misses) \* 1.25 - (InFlight L/R/LD Misses) - (InFlight C Misses) \* 1.25 - (Spec 6m C Misses) \* 1.75 - (Spec 6m L/R Misses) \* 1.5 - (Spec 9m Misses) \* 1.75 - (Spec DG Misses) \* 1.5 - (Penalty 6m Misses) \* 2 - (One Pointer L/R/LD Misses) \* 1.75 - (One Pointer C Misses) \* 2 + (Assists InFlight) \* 2 + (Other Assists) - (Technical F.) \* 2 + Steals \* 2 + (Blocked Shots) + (Earned Susp.) + (Earned 6m) \* 2 - (Suspensions) - (Committed 6m) \* 2


GKV (SpinShot L/R/LD Saves) \* 3.5 + (SpinShot Saves C) \* 4 + (InFlight L/R/LD Saves) \* 3.5 + (InFlight Saves C) \* 4 + (Spec 6m L/R Saves) \* 4.5 + (Spec 6m C Saves) \* 5 + (Spec 9m Saves) \* 2 + (Spec DG Saves) \* 2 + (One-Pointer Saves) \* 2.5 + (Penalty Saves) \* 5 - (Received Goals) \* 0.5 + Player GV



# VIII Men's Beach Handball World Championship

## Russia (Kazan)

### Main Round - Group 2



#### Results

## Oman 0 - 2 Brazil

26.7.2018. 16:30

Match No. 38

(15 - 16) (14 - 24)

Attendance:

Central Court

Referees: Laura Buchon-Perea (ESP) / Patricia Del Valle Encuentera (ESP)

#### Shot distribution by player

9 M. Al Zarafi

|     |  |  |
|-----|--|--|
|     |  |  |
|     |  |  |
| 2/2 |  |  |

1 post 2 miss.

17 Y. Al Harthi

|  |  |  |
|--|--|--|
|  |  |  |
|  |  |  |
|  |  |  |

18 M. Al Suleimani

|  |  |  |
|--|--|--|
|  |  |  |
|  |  |  |
|  |  |  |

19 H. Al Dughaisi

|     |  |  |
|-----|--|--|
| 1/1 |  |  |
|     |  |  |
|     |  |  |

20 S. Al Hasani

|     |     |     |
|-----|-----|-----|
|     | 1/1 | 0/1 |
| 0/1 |     |     |
| 2/2 |     | 1/1 |

21 A. Al Siabi

|     |     |     |
|-----|-----|-----|
|     |     |     |
|     | 1/1 |     |
| 1/1 |     | 1/1 |

66 A. Al Hasani

|     |     |     |
|-----|-----|-----|
| 1/1 |     |     |
|     | 0/1 |     |
| 0/1 | 1/1 | 3/3 |

2 block

77 U. Al Kasbi

|  |     |  |
|--|-----|--|
|  |     |  |
|  |     |  |
|  | 0/1 |  |

#### TOTAL

|     |     |     |
|-----|-----|-----|
| 2/2 | 1/1 | 0/1 |
| 0/1 | 1/2 |     |
| 5/6 | 1/2 | 5/5 |

1 post 2 miss. 2 block

#### Saves distribution goalkeepers

3 H. Al Jabri

|     |     |     |
|-----|-----|-----|
| 1/4 |     | 2/8 |
|     |     | 1/1 |
| 0/2 | 0/1 | 0/2 |

28 A. Al Azan

|     |     |     |
|-----|-----|-----|
| 1/1 | 0/1 | 0/2 |
| 1/2 |     |     |
| 0/2 |     |     |

#### TOTAL

|     |     |      |
|-----|-----|------|
| 2/5 | 0/1 | 2/10 |
| 1/2 |     | 1/1  |
| 0/4 | 0/1 | 0/2  |

#### Shots by position

| ATTACK  | DEFENSE             |
|---|---------------------|
| Spn 0/3<br>InF: 2/3                                 | Spn 1/1<br>InF: 1/4 |
| Spn 0/0 S9: 3/7 S9: 0/0<br>InF: 2/2 S6: 1/1 S6: 3/3 | Spn 4/4<br>InF: 2/4 |
| Spn 1/2<br>InF: 3/4                                 | Spn 1/1<br>InF: 4/6 |

6m penalties: 2/2  
Long distance: 0/0  
Direct Goals: 2/2  
One pointers: 0/0

6m penalties: 2/4  
Long distance: 0/0  
Direct Goals: 2/4  
One pointers: 0/0

# Shirt number Spn. Spinshot InF. In-flight S9m Specialist 9m S6m Specialist 6m SDG Spec. Direct Goal Pen Penalty (6m)  
1p. One-pointer AiF Assists for in-flight AO Other assists TF Technical Faults Stl. Steals Bl. Blocked shots Su. Suspensions  
C6 Committed 6m E6 Earned 6m ES Earned penalty suspension RC Direct Red Card

GV= Points - (Spinshot L/R/LD Misses) - (Spinshot C Misses) \* 1.25 - (InFlight L/R/LD Misses) - (InFlight C Misses) \* 1.25 - (Spec 6m C Misses) \* 1.75 - (Spec 6m L/R Misses) \* 1.5 - (Spec 9m Misses) \* 1.75 - (Spec DG Misses) \* 1.5 - (Penalty 6m Misses) \* 2 - (One Pointer L/R/LD Misses) \* 1.75 - (One Pointer C Misses) \* 2 + (Assists InFlight) \* 2 + (Other Assists) - (Technical F.) \* 2 + Steals \* 2 + (Blocked Shots) + (Earned Susp.) + (Earned 6m) \* 2 - (Suspensions) - (Committed 6m) \* 2


GKV (SpinShot L/R/LD Saves) \* 3.5 + (SpinShot Saves C) \* 4 + (InFlight L/R/LD Saves) \* 3.5 + (InFlight Saves C) \* 4 + (Spec 6m L/R Saves) \* 4.5 + (Spec 6m C Saves) \* 5 + (Spec 9m Saves) \* 2 + (Spec DG Saves) \* 2 + (One-Pointer Saves) \* 2.5 + (Penalty Saves) \* 5 - (Received Goals) \* 0.5 + Player GV



# VIII Men's Beach Handball World Championship

Russia (Kazan)

Main Round - Group 2



Results

**Oman 0 - 2 Brazil**

26.7.2018. 16:30

Match No. 38

(15 - 16) (14 - 24)

Attendance:

Central Court

Referees: Laura Buchon-Perea (ESP) / Patricia Del Valle Encuentera (ESP)

## Brazil

| Players |                    | Shooting statistics |       |     |      |      |     |     |     |      |     | Attack |    |    |    |    | Defense |     |    |     |    | GV |       |
|---------|--------------------|---------------------|-------|-----|------|------|-----|-----|-----|------|-----|--------|----|----|----|----|---------|-----|----|-----|----|----|-------|
| #       | Surname and name   | Pts.                | Tot.  | %   | Spn. | InF. | S9m | S6m | SDG | Pen. | 1p. | AiF    | AO | TF | E6 | ES | Stl.    | Bl. | C6 | Su. | RC | GV |       |
| 1       | OLIVEIRA Bruno     | 10                  | 5/5   | 100 | 2/2  |      |     | 3/3 |     |      |     | 5      | 2  |    | 1  | 1  |         |     |    |     |    |    | 25,00 |
| 2       | BARCELLOS Thiago   |                     |       |     |      |      |     |     |     |      |     |        | 1  |    |    |    |         | 1   | 1  |     |    |    | 0,00  |
| 3       | WIRTZBIKI Pedro    | 4                   | 2/2   | 100 |      |      |     |     | 2/2 |      |     |        |    |    |    |    |         |     |    |     |    |    | 4,00  |
| 4       | MACHADO Marcelo    |                     |       |     |      |      |     |     |     |      |     |        |    |    |    |    |         |     |    |     |    |    | 0,00  |
| 5       | SOUSA Joao Paulo   | 14                  | 7/10  | 70  | 1/1  | 4/6  |     |     |     | 2/3  |     |        |    | 1  |    |    |         |     |    |     |    |    | 6,00  |
| 6       | VIEIRA Diogo       |                     |       |     |      |      |     |     |     |      |     |        | 1  |    |    |    |         | 1   | 1  | 2   |    |    | -2,00 |
| 7       | CLAUDIO Thiago     |                     | 0/2   | 0   |      | 0/2  |     |     |     |      |     | 1      | 2  |    |    |    |         |     |    |     |    |    | 2,00  |
| 8       | CARVALHO Renan     | 4                   | 2/3   | 67  | 1/1  | 1/2  |     |     |     |      |     |        |    | 1  | 1  |    |         |     |    |     |    |    | 3,00  |
| 9       | ESTEVES Wellington | 2                   | 1/3   | 33  |      | 1/3  |     |     |     |      |     |        | 2  |    | 1  | 1  |         |     |    |     |    |    | 3,50  |
| 10      | PIRES Gil          | 6                   | 3/4   | 75  | 2/2  | 1/1  |     |     |     |      |     | 1      | 1  |    | 1  | 1  |         |     |    |     |    |    | 10,00 |
|         | Ekipno / klupa     |                     |       |     |      |      |     |     |     |      |     |        |    |    |    |    |         |     |    |     |    |    |       |
|         | UKUPNO             | 40                  | 20/29 | 69  | 6/6  | 7/14 | 0/0 | 3/3 | 2/2 | 2/4  | 0/0 | 7      | 9  | 2  | 1  | 3  | 0       | 2   | 2  | 2   | 0  |    |       |

| Goalkeepers |                  | Saves Statistics |    |      |      |     |     |     |      |     |       | GKV |
|-------------|------------------|------------------|----|------|------|-----|-----|-----|------|-----|-------|-----|
| #           | Surname and name | Tot.             | %  | Spn. | InF. | S9m | S6m | SDG | Pen. | 1p. | GKV   |     |
| 3           | WIRTZBIKI Pedro  | 5/20             | 25 | 2/3  | 1/8  | 2/5 | 0/1 |     | 0/2  | 0/1 | 11,00 |     |
|             | UKUPNO           | 5/20             | 25 | 2/3  | 1/8  | 2/5 | 0/1 | 0/0 | 0/2  | 0/1 |       |     |

Coach: Antonio Guerra

## Attack Efficiency

|            | Number | Efficiency |
|------------|--------|------------|
| 1st period | 14     | 57%        |
| 2nd period | 17     | 71%        |
| Total      | 31     | 65%        |

## Attack (Only regular time)

|                            | Total sh. | Spinshots | In-flight | Spec. 9m | Spec. 6m | TF | Ern.7m | Ern. Su. |
|----------------------------|-----------|-----------|-----------|----------|----------|----|--------|----------|
| On defence 3-0             | 13/20     | 4/4       | 7/14      | 0/0      | 2/2      | 2  | 4      | 3        |
| In transition (no defence) | 3/3       | 2/2       | 0/0       | 0/0      | 1/1      | 0  | 0      | 0        |

## Saves (Only regular time)

|             | Total | Spinshots | In-flight | Spec. 9m | Spec. 6m | Stl. | Cmt.7m | Su. |
|-------------|-------|-----------|-----------|----------|----------|------|--------|-----|
| Defense 2-1 | 2/6   | 0/1       | 2/3       | 0/2      | 0/0      | 0    | 1      | 1   |
| Defense 3-0 | 10/16 | 1/4       | 5/6       | 3/5      | 1/1      | 0    | 1      | 1   |

## Shooting statistics

| Position     | Goals | Saves | Missed | Post | Blocked | Total | %   |
|--------------|-------|-------|--------|------|---------|-------|-----|
| Spec. 9m     | 0     | 0     | 0      | 0    | 0       | 0     | 0   |
| Spec. 6m     | 3     | 0     | 0      | 0    | 0       | 3     | 100 |
| In-Flight    | 7     | 4     | 1      | 0    | 2       | 14    | 50  |
| 6m penalties | 2     | 2     | 0      | 0    | 0       | 4     | 50  |
| Spec. DG     | 2     | 0     | 0      | 0    | 0       | 2     | 100 |
| One-pointers | 0     | 0     | 0      | 0    | 0       | 0     | 0   |
| Spinshot     | 6     | 0     | 0      | 0    | 0       | 6     | 100 |
| Total        | 20    | 6     | 1      | 0    | 2       | 29    | 69  |

# Shirt number Spn. Spinshot InF. In-flight S9m Specialist 9m S6m Specialist 6m SDG Spec. Direct Goal Pen Penalty (6m)  
 1p. One-pointer AiF Assists for in-flight AO Other assists TF Technical Faults Stl. Steals Bl. Blocked shots Su. Suspensions  
 C6 Committed 6m E6 Earned 6m ES Earned RC Direct Red Card

penalty penalty Suspension  
 GV= Points - (Spinshot L/R/LD Misses) - (Spinshot C Misses) \* 1.25 - (InFlight L/R/LD Misses) - (InFlight C Misses) \* 1.25 - (Spec 6m C Misses) \* 1.75 - (Spec 6m L/R Misses) \* 1.5 - (Spec 9m Misses) \* 1.75 - (Spec DG Misses) \* 1.5 - (Penalty 6m Misses) \* 2 - (One Pointer L/R/LD Misses) \* 1.75 - (One Pointer C Misses) \* 2 + (Assists InFlight) \* 2 + (Other Assists) - (Technical F.) \* 2 + Steals \* 2 + (Blocked Shots) + (Earned Susp.) + (Earned 6m) \* 2 - (Suspensions) - (Committed 6m) \* 2  
 GKV (SpinShot L/R/LD Saves) \* 3.5 + (SpinShot Saves C) \* 4 + (InFlight L/R/LD Saves) \* 3.5 + (InFlight Saves C) \* 4 + (Spec 6m L/R Saves) \* 4.5 + (Spec 6m C Saves) \* 5 + (Spec 9m Saves) \* 2 + (Spec DG Saves) \* 2 + (One-Pointer Saves) \* 2.5 + (Penalty Saves) \* 5 - (Received Goals) \* 0.5 + Player GV



# VIII Men's Beach Handball World Championship

## Russia (Kazan)

### Main Round - Group 2



#### Results

## Oman 0 - 2 Brazil

26.7.2018. 16:30

Match No. 38

(15 - 16) (14 - 24)

Attendance:

Central Court

Referees: Laura Buchon-Perea (ESP) / Patricia Del Valle Encuentera (ESP)

#### Shot distribution by player

1 B. Oliveira

|     |  |     |
|-----|--|-----|
|     |  | 2/2 |
|     |  |     |
| 2/2 |  | 1/1 |

2 T. Barcellos

|  |  |  |
|--|--|--|
|  |  |  |
|  |  |  |
|  |  |  |

4 M. Machado

|  |  |  |
|--|--|--|
|  |  |  |
|  |  |  |
|  |  |  |

5 J. Sousa

|     |     |     |
|-----|-----|-----|
| 1/2 |     | 2/2 |
| 0/1 |     |     |
| 2/2 | 1/1 | 1/1 |

1 miss.

6 D. Vieira

|  |  |  |
|--|--|--|
|  |  |  |
|  |  |  |
|  |  |  |

7 T. Claudio

|  |  |  |
|--|--|--|
|  |  |  |
|  |  |  |
|  |  |  |

2 block

8 R. Carvalho

|  |  |     |
|--|--|-----|
|  |  | 2/3 |
|  |  |     |
|  |  |     |

9 W. Esteves

|     |  |     |
|-----|--|-----|
| 0/1 |  | 0/1 |
| 1/1 |  |     |
|     |  |     |

10 G. Pires

|     |  |     |
|-----|--|-----|
| 2/2 |  | 1/1 |
|     |  | 0/1 |
|     |  |     |

#### TOTAL

|     |     |     |
|-----|-----|-----|
| 3/5 |     | 7/9 |
| 1/2 |     | 0/1 |
| 4/4 | 1/1 | 2/2 |

1 miss. 2 block

#### Saves distribution goalkeepers

3 P. Wirtzbiki

|     |     |     |
|-----|-----|-----|
| 0/2 | 0/1 | 1/1 |
| 1/1 | 1/2 |     |
| 1/6 | 1/2 | 0/5 |

#### TOTAL

|     |     |     |
|-----|-----|-----|
| 0/2 | 0/1 | 1/1 |
| 1/1 | 1/2 |     |
| 1/6 | 1/2 | 0/5 |

#### Shots by position

|  | ATTACK  | DEFENSE             |
|--|---|---------------------|
|  | Spn 1/1<br>InF: 4/6                                 | Spn 1/2<br>InF: 3/4 |
|  | Spn 4/4 S9: 0/0 S9: 3/7<br>InF: 2/4 S6: 3/3 S6: 1/1 | Spn 0/0<br>InF: 2/2 |
|  | Spn 1/1<br>InF: 1/4                                 | Spn 0/3<br>InF: 2/3 |

6m penalties: 2/4

Long distance: 0/0

Direct Goals: 2/4

One pointers: 0/0

6m penalties: 2/2

Long distance: 0/0

Direct Goals: 2/2

One pointers: 0/0

# Shirt number Spn. Spinshot InF. In-flight S9m Specialist 9m S6m Specialist 6m SDG Spec. Direct Goal Pen Penalty (6m)  
 1p. One-pointer AiF Assists for in-flight AO Other assists TF Technical Faults Stl. Steals Bl. Blocked shots Su. Suspensions  
 C6 Committed 6m E6 Earned 6m ES Earned RC Direct Red Card

GV= Points - (Spinshot L/R/LD Misses) - (Spinshot C Misses) \* 1.25 - (InFlight L/R/LD Misses) - (InFlight C Misses) \* 1.25 - (Spec 6m C Misses) \* 1.75 - (Spec 6m L/R Misses) \* 1.5 - (Spec 9m Misses) \* 1.75 - (Spec DG Misses) \* 1.5 - (Penalty 6m Misses) \* 2 - (One Pointer L/R/LD Misses) \* 1.75 - (One Pointer C Misses) \* 2 + (Assists InFlight) \* 2 + (Other Assists) - (Technical F.) \* 2 + Steals \* 2 + (Blocked Shots) + (Earned Susp.) + (Earned 6m) \* 2 - (Suspensions) - (Committed 6m) \* 2

GKV (SpinShot L/R/LD Saves) \* 3.5 + (SpinShot Saves C) \* 4 + (InFlight L/R/LD Saves) \* 3.5 + (InFlight Saves C) \* 4 + (Spec 6m L/R Saves) \* 4.5 + (Spec 6m C Saves) \* 5 + (Spec 9m Saves) \* 2 + (Spec DG Saves) \* 2 + (One-Pointer Saves) \* 2.5 + (Penalty Saves) \* 5 - (Received Goals) \* 0.5 + Player GV