



IHF Women's Youth (U18) World Championship

Poland (Kielce)

Placement Match 9-10



Match Team Statistics

Match No. 78

Romania 30 - 29 France

(15 - 15) (11 - 11) (SO: 4 - 3)

16.8.2018. 16:15

Attendance: 77

Hall Politechnika

Referees: Denis Bolic (AUT) / Christoph Hurich (AUT)

Romania

Igraei		Goals / shots									Attack				Def.			Penalties			TP			
#	Surname and name	S	Tot.	%	9m	6m	Wing	7m	FB	Brk.	LD	As.	E7	E2	TF	St.	C7	Bik	YC	2m		RC	BC	
1	CHETRARU Andreea Bianca																							29:58
2	BALACEANU Ioana Beatrice	S	7/8	88	1/1			4/5		2/2			2		5		1			2				51:02
3	CACE Adina Gabriela		2/3	67			1/2	1/1					1											37:47
4	KEREKES Eva		2/3	67	0/1				2/2							1								16:07
7	POPA Andreea Cristina	S	9/14	64	2/6	1/1		2/3		4/4		4	1	4	5	3		1						52:33
8	BARABAS Monica Alexandra		0/1	0				0/1							6									18:45
9	VALCAN Denisa Andreea	S																						20:28
11	TARSOAGA Andreea Rebeca	S	3/5	60	0/1			1/1		2/3		1	1	1	4									31:39
12	CIUCA Diana Cristiana	S	1/1	100							1/1													29:49
15	JIPA Stefania Oana	S	3/5	60		1/3			2/2				1	1		1	1							46:55
16	UGRAN Ioana Maria																							0:13
18	MORARU Patricia Valentina																							
23	ILIE Marina Alexandra	S	1/2	50			0/1		1/1				1		2	1								57:15
24	PICA Miruna Cristina		1/3	33	0/1					1/2		1								1				15:24
77	LASCATEU Diana		1/2	50	1/2																1			5:54
78	MINCU Ana Maria																							6:11
	Team / bench																							
	UKUPNO		30/47	64	4/12	2/4	1/3	8/11	5/5	9/11	1/1	6	7	6	22	6	2	1	1	4	0	0		

Goalkeepers		Saves / shots								
#	Surname and name	Tot.	%	9m	6m	Wing	7m	FB	Brk.	LD
1	CHETRARU Andreea Bianca	8/18	44	2/4	0/2	3/5	1/4	2/3		
12	CIUCA Diana Cristiana	8/24	33	3/8	0/2	4/6	1/3	0/5		
16	UGRAN Ioana Maria	0/3	0			0/1	0/1	0/1		
	TOTAL	16/45	36	5/12	0/4	7/12	2/8	2/9	0/0	0/0

Coach: Carmen Andreea Amariei

Number of attacks: 68, Efficiency: 44%, Average Duration: 28,0 seconds

Attack by type of defense

	Shots	9m	6m	Wing	TF	E7	E2
On def. 6-0	10/19	2/8	2/4	0/0	9	6	5
On def. 5-1	6/11	2/4	0/0	1/3	13	1	1
Fastbreak	5/5				0	0	0

Defense by type

	Total	9m	6m	Wing	Stl.	C7	2m
Def. 6-0	16/35	7/18	4/4	5/12	4	2	4
Def. 5-1	0/0	0/0	0/0	0/0	2	0	0
Fastbreak	7/10				0	0	0

Attack with goalkeeper out

	Attack				Reaction		
	Att.	Eff.	Shots	TF	FB	LD	Tot.
GK in	68	44%	30/47	22	7/10	0/0	7/10

GK out attack is counted if one part or whole attack was GK out

Defense with opponent goalkeeper out

	Attack				Reaction		
	Att.	Eff.	Shots	TF	FB	LD	Tot.
GK out (7 on 6)	0	0%	0/0	0	0/0	0/0	0/0
GK in	68	41%	28/52	14	5/5	1/1	6/6

Attack with player superiority/minority

	Attack				Reaction		
	Att.	Eff.	Shots	TF	FB	LD	Tot.
Superiority +1	13	54%	7/12	2	0/0	0/0	0/0
Normal	35	40%	14/21	14	6/9	0/0	6/9
Minority -1	11	45%	5/7	4	1/1	0/0	1/1

Player superiority counted at the end of attack (in case it changes during attack)

Defense with player superiority/minority

	Attack				Reaction		
	Att.	Eff.	Shots	TF	FB	LD	Tot.
Minority -1	12	50%	6/10	1	0/0	0/0	0/0
Normal	36	44%	16/27	7	3/3	0/0	3/3
Superiority +1	12	33%	4/9	3	1/1	1/1	2/2

Jersey number Tot. Total shooting 6m 6m (line) shooting 9m 9m shooting Wng. Wing shooting FB Fastbreak sh. 7m 7m penalty sh.
 Brk. Breakthrough sh. LD Long distance sh. As. Assists E7 Earned 7m pen. TF Technical Faults St. Steals 2m 2m punishments
 C7. Committed 7m E2 Earned 2m pun. YC. Yellow cards RC Red cards BC Blue cards Bik. Blocks S Starting Line-up



IHF Women's Youth (U18) World Championship

Poland (Kielce)

Placement Match 9-10



Match Team Statistics

Match No. 78

Romania 30 - 29 France

(15 - 15) (11 - 11) (SO: 4 - 3)

16.8.2018. 16:15

Attendance: 77

Hall Politechnika

Referees: Denis Bolic (AUT) / Christoph Hurich (AUT)

Shot distribution by player

21. Balaceanu

		2/2
2/2		1/1
		2/2

1 post

3 A. Cace

		0/1
1/1		

1/1 lob

4 E. Kerekes

		1/1
0/1		1/1

7 A. Popa

		2/2
1/1		3/3
0/2		0/1

2 miss. 3/3 lob

8 M. Barabas

		0/1

9 D. Valcan

11 A. Tarsoaga

		1/1
1/1		1/1

1 miss. 1 block

15 S. Jipa

0/1		3/4

18 P. Moraru

23 M. Ilie

		0/1
1/1		

24 M. Pica

1/1		

1 post 1 miss.

77 D. Lascateu

1/1		

1 post

78 A. Mincu

TOTAL

		6/8
6/8		8/9
2/4		3/5

3 post 4 miss. 1 block 4/4 lob

Saves distribution goalkeepers

1 A. Chetaru

		1/2
2/2	1/2	2/6
0/2		1/2

12 D. Ciuca

1/3	1/1	0/1
2/10		2/6
1/2	1/1	

16 I. Ugran

		0/2
		0/1

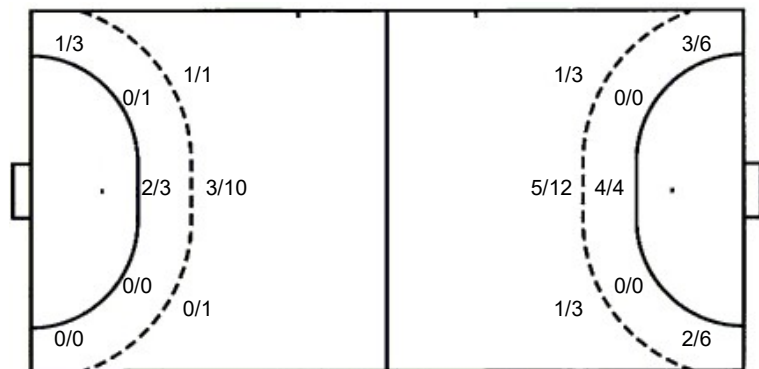
TOTAL

1/3	1/1	1/3
4/12	1/2	4/14
1/4	1/1	1/3

Shots by position

ATTACK

DEFENSE



Shooting statistics

Position	Goals	Sav.	Miss.	Post	Blk.	Total	%
Back (9m)	4	3	2	2	1	12	33
Line (6m)	2	2	0	0	0	4	50
Wing	1	2	0	0	0	3	33
7m penalties	8	2	0	1	0	11	73
Fastbreak	5	0	0	0	0	5	100
Breakthrough	9	0	2	0	0	11	82
Total	29	9	4	3	1	46	63

7m penalties 8/11
Fastbreak 5/5
Breakthrough 9/11
Long dist. 1/1

7m penalties 6/8
Fastbreak 7/10
Breakthrough 0/1
Long dist. 0/0



IHF Women's Youth (U18) World Championship

Poland (Kielce)

Placement Match 9-10



Match Team Statistics

Match No. 78

Romania 30 - 29 France

(15 - 15) (11 - 11) (SO: 4 - 3)

16.8.2018. 16:15

Attendance: 77

Hall Politechnika

Referees: Denis Bolic (AUT) / Christoph Hurich (AUT)

France

Igraer		Goals / shots									Attack				Def.			Penalties			TP			
#	Surname and name	S	Tot.	%	9m	6m	Wing	7m	FB	Brk.	LD	As.	E7	E2	TF	St.	C7	Bik	YC	2m		RC	BC	
1	PORTES Laura	S							0/2			1			1	2								29:06
2	PEILLON Melina		0/2	0					0/2						1	2								10:45
3	LEBLEVEC Julie	S	7/10	70			2/5	4/4	1/1						1									49:59
5	MAIROT Clarisse		0/2	0				0/1	0/1			2			2	1	1				1			24:33
6	JANOD Juliette	S	1/2	50	1/1		0/1					2			1	1					1			17:39
7	LOUIS Marie	S	2/4	50			0/2		2/2							1	1				1			29:05
8	DI ROCCO Ilona	S	2/8	25	2/7			0/1				1			2									27:56
9	LASM Laura		3/3	100	2/2			1/1				2					1							16:05
10	WAJOKA Suzanne		4/5	80			3/4		1/1															29:54
11	PORA Ninon																							8:32
12	ANDRE Floriane																							30:17
14	OUATTARA Adja	S	2/3	67	0/1	2/2						1		1	2		1			1	2			35:30
15	JARRIGE Eva		1/3	33	0/1				1/1	0/1		2				1								31:05
17	DEMBELE Audrey		2/5	40	1/4				1/1						1	3								25:15
19	FOPPA Pauletta		4/4	100		2/2		1/1	1/1			1	2	2		2	2	1						43:44
20	JACQUES Emma	S	1/2	50	1/2										2						1	1		10:35
	Team / bench																							
	UKUPNO		29/53	55	7/18	4/4	5/12	6/8	7/10	0/1	0/0	12	2	4	14	7	7	1		2	6	0	0	

Goalkeepers		Saves / shots								
#	Surname and name	Tot.	%	9m	6m	Wing	7m	FB	Brk.	LD
1	PORTES Laura	4/22	18	3/6	1/3	0/1	0/3	0/3	0/6	
12	ANDRE Floriane	5/16	31	0/1	1/1	2/2	2/7	0/2	0/3	
	TOTAL	9/38	24	3/7	2/4	2/3	2/10	2/5	0/9	0/0

Coach: Laurent Puigsegur

Number of attacks: 69, Efficiency: 42%, Average Duration: 59,4 seconds

Attack by type of defense

	Shots	9m	6m	Wing	TF	E7	E2
On def. 6-0	16/35	7/18	4/4	5/12	14	2	4
Fastbreak	7/10				0	0	0

Defense by type

	Total	9m	6m	Wing	Stl.	C7	2m
Def. 6-0	10/19	2/8	2/4	0/0	7	6	5
Def. 5-1	6/11	2/4	0/0	1/3	0	1	1
Fastbreak	5/5				0	0	0

Attack with goalkeeper out

	Attack				Reaction		
	Att.	Eff.	Shots	TF	FB	LD	Tot.
GK out pl. minority	1	100%	1/1	0	0/0	0/0	0/0
GK in	68	41%	28/52	14	5/5	1/1	6/6

GK out attack is counted if one part or whole attack was GK out

Defense with opponent goalkeeper out

	Attack				Reaction		
	Att.	Eff.	Shots	TF	FB	LD	Tot.
GK in	68	44%	30/47	22	7/10	0/0	7/10

Attack with player superiority/minority

	Attack				Reaction		
	Att.	Eff.	Shots	TF	FB	LD	Tot.
Superiority +1	12	50%	6/10	1	0/0	0/0	0/0
Normal	36	44%	16/27	7	3/3	0/0	3/3
Minority -1	12	33%	4/9	3	1/1	1/1	2/2

Player superiority counted at the end of attack (in case it changes during attack)

Defense with player superiority/minority

	Attack				Reaction		
	Att.	Eff.	Shots	TF	FB	LD	Tot.
Minority -1	13	54%	7/12	2	0/0	0/0	0/0
Normal	35	40%	14/21	14	6/9	0/0	6/9
Superiority +1	11	45%	5/7	4	1/1	0/0	1/1

Jersey number Tot. Total shooting 6m 6m (line) shooting 9m 9m shooting Wng. Wing shooting FB Fastbreak sh. 7m 7m penalty sh.
 Brk. Breakthrough sh. LD Long distance sh. As. Assists E7 Earned 7m pen. TF Technical Faults St. Steals 2m 2m punishments
 C7. Committed 7m E2 Earned 2m pun. YC. Yellow cards RC Red cards BC Blue cards Blk. Blocks S Starting Line-up



IHF Women's Youth (U18) World Championship

Poland (Kielce)

Placement Match 9-10



Match Team Statistics

Match No. 78

Romania 30 - 29 France

(15 - 15) (11 - 11) (SO: 4 - 3)

16.8.2018. 16:15

Attendance: 77

Hall Politechnika

Referees: Denis Bolic (AUT) / Christoph Hurich (AUT)

Shot distribution by player

2 M. Peillon

0/1		

0/1 lob

3 J. Leblevec

1/1	0/1	
1/1		3/5
1/1		1/1

5 C. Mairot

		0/1

1 post

6 J. Janod

1/1		0/1

7 M. Louis

1/1		1/2
0/1		

8 I. Di Rocco

		0/1
1/3		1/1

1 miss. 2 block

9 L. Lasm

		1/1
1/1		
1/1		

10 S. Wajoka

0/1	1/1	2/2
		1/1

11 N. Pora

14 A. Ouattara

1/1		

1 miss. 1/1 lob

15 E. Jarrige

		1/1
	0/1	

1 miss.

17 A. Dembele

1/1		
	0/1	1/1

2 miss.

19 P. Foppa

1/1		2/2
1/1		

20 E. Jacques

		0/1
1/1		

TOTAL

2/3	0/1	2/3
8/12	1/2	10/14
3/4	0/1	2/3

1 post 5 miss. 2 block 1/2 lob

Saves distribution goalkeepers

1 L. Portes

		0/3
2/4	0/1	0/7
1/3		1/2

12 F. Andre

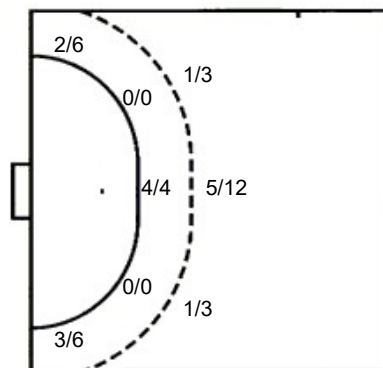
		2/5
0/4		1/2
1/1		1/3

TOTAL

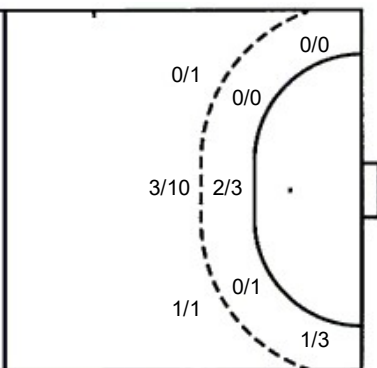
		2/8
2/8	0/1	1/9
2/4		2/5

Shots by position

ATTACK



DEFENSE



7m penalties 6/8
Fastbreak 7/10
Breakthrough 0/1
Long dist. 0/0

7m penalties 8/11
Fastbreak 5/5
Breakthrough 9/11
Long dist. 1/1

Shooting statistics

Position	Goals	Sav.	Miss.	Post	Blk.	Total	%
Back (9m)	7	5	4	0	2	18	39
Line (6m)	4	0	0	0	0	4	100
Wing	5	7	0	0	0	12	42
7m penalties	6	2	0	0	0	8	75
Fastbreak	7	2	0	1	0	10	70
Breakthrough	0	0	1	0	0	1	0
Total	29	16	5	1	2	53	55