



# IHF Women's Youth (U18) World Championship

## Poland (Kielce)

### Preliminary Round - Group C



Match Team Statistics

Match No. 23

## Netherlands 25 - 34 Norway

(13 - 19) (12 - 15)

9.8.2018. 18:00

Attendance: 180

Hall Politechnika

Referees: Bartosz Leszczynski (POL) / Marcin Piechota (POL)

### Netherlands

#	Surname and name	S	Goals / shots								Attack				Def.			Penalties			TP		
			Tot.	%	9m	6m	Wing	7m	FB	Brk.	LD	As.	E7	E2	TF	St.	C7	Blk	YC	2m		RC	BC
1	TROOSTER Danique																						9:36
2	VAN DER LINDEN Lieke	S									1												50:24
4	VAN DER VLIET Nikita		10/13	77	0/1	4/5			6/6					0/1			3	1	1			1	32:30
5	DE BOER Beau	S														1							13:50
6	VAN DER BAAN Britt		5/8	63		1/2	1/3		3/3		1					1							47:30
7	KRULLAARS Nyala	S	1/6	17	0/4		0/1	1/1			6	1			4	1							39:24
8	AMSEN Zola	S	1/3	33	1/3						3				3				1				15:31
9	TUTERT Floor		1/1	100					1/1							1							23:48
10	KRUIJSWIJK Lisanne	S	0/3	0		0/1						5	3	1							2		38:58
11	DEKKER Sarah		2/3	67	1/1		1/1				1	1	1	2	1						1		34:03
13	KRULLAARS Zion		0/2	0	0/2																		1:14
14	VAN DIEPEN Eva	S																					8:15
15	HILBRANDS Jessica		0/1	0	0/1								1	2		1							18:56
17	VAN DER GEEST Pien		0/2	0	0/2									1									10:05
19	SPRENGERS Zoë	S	4/7	57		1/2	3/5							1							1		48:05
20	THERON Kirsten		1/2	50		1/2								1									27:51
	Team / bench																						
	UKUPNO		25/51	49	2/14	7/12	5/10	7/7	4/4	0/3	0/1	12	7	6	19	4	2	0	2	4	0	0	

#	Surname and name	Saves / shots								
		Tot.	%	9m	6m	Wing	7m	FB	Brk.	LD
1	TROOSTER Danique	2/7	29	1/4	0/1	1/2				
2	VAN DER LINDEN Lieke	11/40	28	6/12	1/9	1/6	1/2	1/8	1/3	
	TOTAL	13/47	28	7/16	1/10	2/8	1/2	1/8	1/3	0/0

Coach: Ricardo Clarijs

Number of attacks: 71, Efficiency: 35%, Average Duration: 30,0 seconds

### Attack by type of defense

	Shots	9m	6m	Wing	TF	E7	E2
On def. 6-0	14/39	2/14	7/12	5/10	19	7	6
Fastbreak	4/4				0	0	0

### Defense by type

	Total	9m	6m	Wing	Stl.	C7	2m
Def. 6-0	26/47	9/23	9/10	6/11	4	2	4
Fastbreak	7/8				0	0	0

### Attack with goalkeeper out

	Attack				Reaction		
	Att.	Eff.	Shots	TF	FB	LD	Tot.
GK in	71	35%	25/51	19	7/8	0/0	7/8

GK out attack is counted if one part or whole attack was GK out

### Defense with opponent goalkeeper out

	Attack				Reaction		
	Att.	Eff.	Shots	TF	FB	LD	Tot.
GK in	70	47%	33/55	18	4/4	0/1	4/5

### Attack with player superiority/minority

	Attack				Reaction		
	Att.	Eff.	Shots	TF	FB	LD	Tot.
Superiority +1	14	50%	7/10	3	0/1	0/0	0/1
Normal	43	28%	12/30	13	5/5	0/0	5/5
Minority -1	10	50%	5/7	3	1/1	0/0	1/1

Player superiority counted at the end of attack (in case it changes during attack)

### Defense with player superiority/minority

	Attack				Reaction		
	Att.	Eff.	Shots	TF	FB	LD	Tot.
Minority -1	12	58%	7/10	2	2/2	0/0	2/2
Normal	43	49%	21/31	13	2/2	0/0	2/2
Superiority +1	12	17%	2/11	3	0/0	0/1	0/1

# Jersey number    Tot. Total shooting    6m 6m (line) shooting    9m 9m shooting    Wng. Wing shooting    FB Fastbreak sh.    7m 7m penalty sh.  
 Brk. Breakthrough sh.    LD Long distance sh.    As. Assists    E7 Earned 7m pen.    TF Technical Faults    St. Steals    2m 2m punishments  
 C7. Committed 7m    E2 Earned 2m pun.    YC. Yellow cards    RC Red cards    BC Blue cards    Blk. Blocks    S Starting Line-up



# IHF Women's Youth (U18) World Championship

Poland (Kielce)

Preliminary Round - Group C



## Match Team Statistics

Match No. 23

## Netherlands 25 - 34 Norway

(13 - 19) (12 - 15)

9.8.2018. 18:00

Attendance: 180

Hall Politechnika

Referees: Bartosz Leszczynski (POL) / Marcin Piechota (POL)

## Shot distribution by player

### 4 N. Van Der Vliet

1/1		1/1
3/3		2/3
2/2		1/1

1 post 1 miss.

### 5 B. De Boer


### 6 B. Van Der Baan

	1/1	
1/1		
2/2	0/1	1/2

1 post

### 7 N. Krullaars

1/1		0/1

3 miss. 1 block

### 8 Z. Amsen

		0/1
		1/2

### 9 F. Tutert

1/1		

### 10 L. Kruijswijk

		0/1
	0/1	

1 post

### 11 S. Dekker

1/1		1/1

1 miss.

### 13 Z. Krullaars


2 block

### 14 E. Van Diepen


### 15 J. Hilbrands

		0/1

### 17 P. Van Der Geest


1 post 1 block

### 19 Z. Sprengers

1/1		
		3/3

3 post

### 20 K. Theron

		1/1

1 post

## TOTAL

3/3	1/1	2/3
4/4		3/7
6/6	0/2	6/8

8 post 5 miss. 4 block

## Saves distribution goalkeepers

### 1 D. Trooster

0/1	1/1	
	1/1	0/1
0/1	0/1	0/1

### 2 L. Van Der Linden

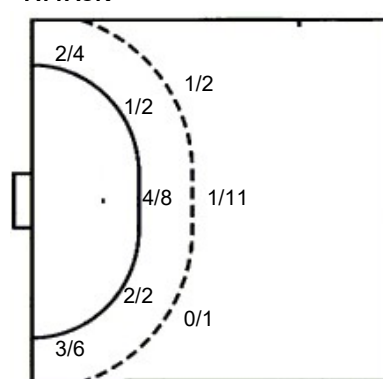
0/2	2/3	4/7
0/4	2/3	3/9
0/4	0/1	0/7

## TOTAL

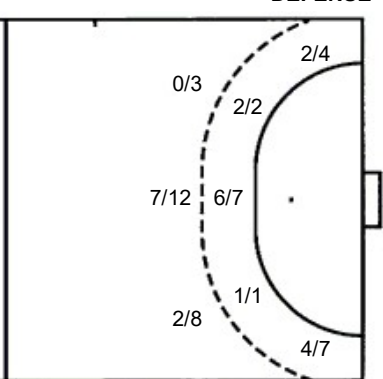
0/3	3/4	4/7
0/4	3/4	3/10
0/5	0/2	0/8

## Shots by position

### ATTACK



### DEFENSE



7m penalties 7/7  
Fastbreak 4/4  
Breakthrough 0/3  
Long dist. 0/1

7m penalties 1/2  
Fastbreak 7/8  
Breakthrough 2/3  
Long dist. 0/0

## Shooting statistics

Position	Goals	Sav.	Miss.	Post	Blk.	Total	%
Back (9m)	2	3	4	1	4	14	14
Line (6m)	7	2	0	3	0	12	58
Wing	5	3	0	2	0	10	50
7m penalties	7	0	0	0	0	7	100
Fastbreak	4	0	0	0	0	4	100
Breakthrough	0	1	1	1	0	3	0
<b>Total</b>	<b>25</b>	<b>9</b>	<b>5</b>	<b>7</b>	<b>4</b>	<b>50</b>	<b>50</b>



# IHF Women's Youth (U18) World Championship

## Poland (Kielce)

### Preliminary Round - Group C



Match Team Statistics

Match No. 23

## Netherlands 25 - 34 Norway

(13 - 19) (12 - 15)

9.8.2018. 18:00

Attendance: 180

Hall Politechnika

Referees: Bartosz Leszczynski (POL) / Marcin Piechota (POL)

### Norway

Igraer		Goals / shots									Attack			Def.			Penalties			TP				
#	Surname and name	S	Tot.	%	9m	6m	Wing	7m	FB	Brk.	LD	As.	E7	E2	TF	St.	C7	Bik	YC		2m	RC	BC	
1	SKOGRAND Eli Smorgrav	S										1			1									53:31
2	OYERHAMN Rikke Larsen	S	2/3	67			2/3									1	1							36:46
4	HOVE Tuva Ulsaker		3/5	60			2/4		1/1						2									30:00
5	KJOLHOLDT Henrikke Hauge	S	4/5	80			2/3		2/2			1			1	2								29:51
6	DEILA Thale Rushfeldt		4/10	40	3/7	1/2			0/1			5	1	3	3		1	2						36:03
8	SVELE Mia	S	6/8	75	2/2	1/1		1/2	1/1	1/2		1		1	1	2		1	1	1	2			49:49
11	DEILA Live Rushfeldt		0/2	0	0/2										4	2	1				1			25:09
12	FINNEIDE Vilde Tornes																							4:02
13	EIRIKSSON Kristin Loraas																							
14	FIGENSCHAU Marte Siren	S	8/8	100		7/7			1/1						2	1								29:42
18	MORCH Tiril Solumsmoen												1		1		1		1					30:18
22	NOVAK Kristina Sirum	S	3/8	38	1/6				1/1	1/1		2			2	1	2				1			36:47
26	MOEN Eva Erdal		0/1	0	0/1																			3:31
28	HANSEN Marie Rokkones		3/5	60	3/5							1			1						1			25:35
30	SENDI Lorin	S										1					1				1			6:56
77	ARNESEN Rikke		1/2	50			0/1		1/1															22:00
	Team / bench																						1	
	UKUPNO		34/57	60	9/23	9/10	6/11	1/2	7/8	2/3	0/0	12	2	4	18	9	7	3	2	7	0	0		

Goalkeepers		Saves / shots								
#	Surname and name	Tot.	%	9m	6m	Wing	7m	FB	Brk.	LD
1	SKOGRAND Eli Smorgrav	8/27	30	2/3	2/9	3/7	0/4	0/3	1/1	
12	FINNEIDE Vilde Tornes	1/7	14	1/2		0/1	0/3	0/1		
	TOTAL	9/34	26	3/5	2/9	3/8	0/7	1/4	1/1	0/0

Coach: Knut Ove Joa

Number of attacks: 71, Efficiency: 48%, Average Duration: 20,7 seconds

### Attack by type of defense

	Shots	9m	6m	Wing	TF	E7	E2
On def. 6-0	26/47	9/23	9/10	6/11	18	2	4
Fastbreak	7/8				0	0	0

### Defense by type

	Total	9m	6m	Wing	Stl.	C7	2m
Def. 6-0	14/39	2/14	7/12	5/10	9	7	7
Fastbreak	4/4				0	0	0

### Attack with goalkeeper out

	Attack				Reaction		
	Att.	Eff.	Shots	TF	FB	LD	Tot.
GK out pl. minority	1	100%	1/2	0	0/0	0/0	0/0
GK in	70	47%	33/55	18	4/4	0/1	4/5

GK out attack is counted if one part or whole attack was GK out

### Defense with opponent goalkeeper out

	Attack				Reaction		
	Att.	Eff.	Shots	TF	FB	LD	Tot.
GK out pl. super.	0	0%	0/0	0	0/0	0/0	0/0
GK in	71	35%	25/51	19	7/8	0/0	7/8

### Attack with player superiority/minority

	Attack				Reaction		
	Att.	Eff.	Shots	TF	FB	LD	Tot.
Superiority +1	12	58%	7/10	2	2/2	0/0	2/2
Normal	43	49%	21/31	13	2/2	0/0	2/2
Minority -1	12	17%	2/11	3	0/0	0/1	0/1

Player superiority counted at the end of attack (in case it changes during attack)

### Defense with player superiority/minority

	Attack				Reaction		
	Att.	Eff.	Shots	TF	FB	LD	Tot.
Minority -1	14	50%	7/10	3	0/1	0/0	0/1
Normal	43	28%	12/30	13	5/5	0/0	5/5
Superiority +1	10	50%	5/7	3	1/1	0/0	1/1

# Jersey number Tot. Total shooting 6m 6m (line) shooting 9m 9m shooting Wng. Wing shooting FB Fastbreak sh. 7m 7m penalty sh.  
 Brk. Breakthrough sh. LD Long distance sh. As. Assists E7 Earned 7m pen. TF Technical Faults St. Steals 2m 2m punishments  
 C7. Committed 7m E2 Earned 2m pun. YC. Yellow cards RC Red cards BC Blue cards Blk. Blocks S Starting Line-up



# IHF Women's Youth (U18) World Championship

Poland (Kielce)

Preliminary Round - Group C



## Match Team Statistics

Match No. 23

## Netherlands 25 - 34 Norway

(13 - 19) (12 - 15)

9.8.2018. 18:00

Attendance: 180

Hall Politechnika

Referees: Bartosz Leszczynski (POL) / Marcin Piechota (POL)

### Shot distribution by player

2 R. Oyerhamn

		1/1
		1/1

1 miss.

4 T. Hove

	0/2	
2/2		1/1

5 H. Kjolholdt

1/1	1/1	
1/1	1/1	

1 miss.

6 T. Deila

1/1	0/2	
1/1		0/1
1/1		1/1

3 miss.

8 M. Svele

	1/1	1/2
		1/2
1/1	1/1	1/1

11 L. Deila


1 post 1 miss.

13 K. Eiriksson


14 M. Figenschau

1/1		
2/2		3/3
		2/2

18 T. Morch


22 K. Novak

		1/3
	0/1	2/3

1 miss.

26 E. Moen

	0/1	

28 M. Hansen

1/1		0/1
		1/1
		1/1

1 miss.

30 L. Sendi


77 R. Arnesen

		1/1

1 miss.

### TOTAL

3/3	1/4	3/7
4/4	1/4	7/10
5/5	2/2	8/8

1 post 9 miss.

### Saves distribution goalkeepers

1 E. Skogrand

0/1		1/3
0/3		3/5
0/5	2/2	2/8

12 V. Finneide

0/2	0/1	
0/1		1/2
0/1		

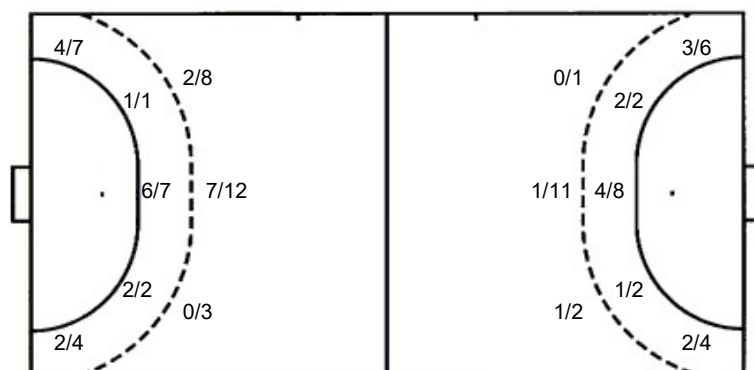
TOTAL

0/3	0/1	1/3
0/4		4/7
0/6	2/2	2/8

### Shots by position

ATTACK

DEFENSE



### Shooting statistics

Position	Goals	Sav.	Miss.	Post	Blk.	Total	%
Back (9m)	9	7	6	1	0	23	39
Line (6m)	9	1	0	0	0	10	90
Wing	6	2	3	0	0	11	55
7m penalties	1	1	0	0	0	2	50
Fastbreak	7	1	0	0	0	8	88
Breakthrough	2	1	0	0	0	3	67
<b>Total</b>	<b>34</b>	<b>13</b>	<b>9</b>	<b>1</b>	<b>0</b>	<b>57</b>	<b>60</b>

7m penalties 1/2  
Fastbreak 7/8  
Breakthrough 2/3  
Long dist. 0/0

7m penalties 7/7  
Fastbreak 4/4  
Breakthrough 0/3  
Long dist. 0/1