

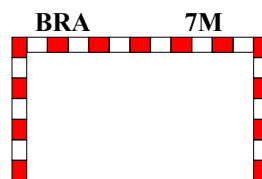
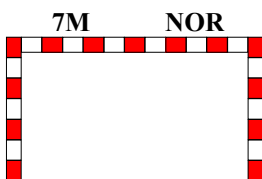
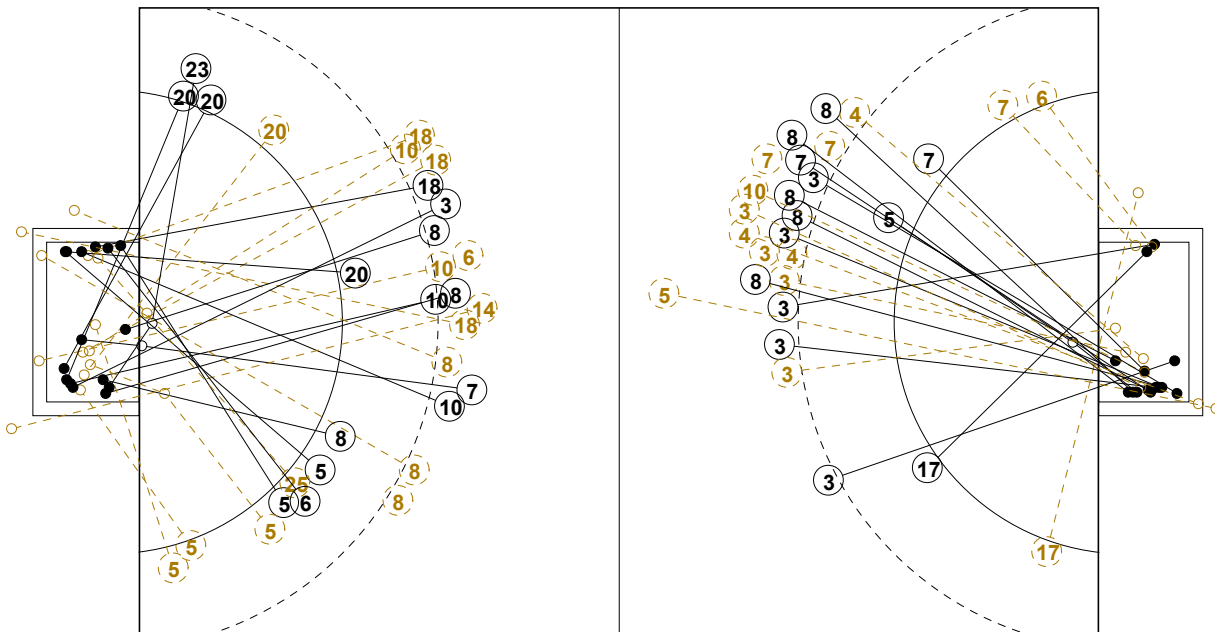


# XVIII MEN'S JUNIOR WORLD CHAMPIONSHIP 2011 GREECE PICTORIAL MATCH STATISTICS

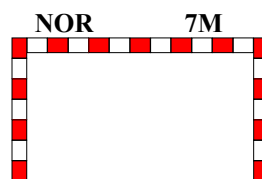
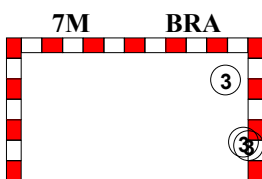
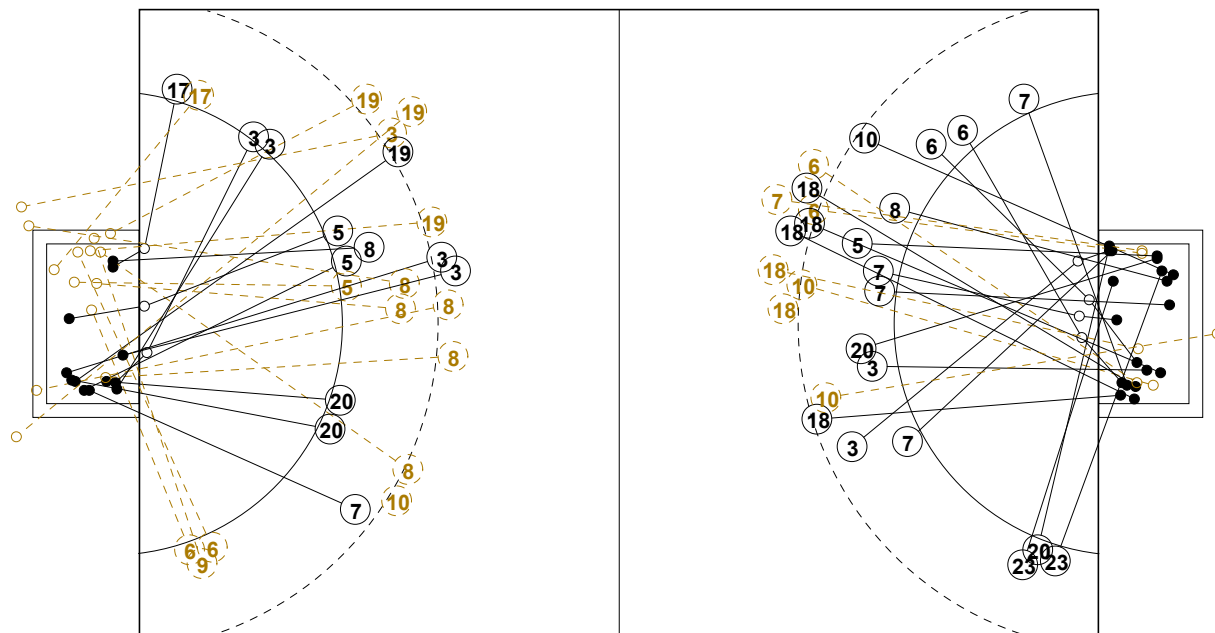
ROUND 9

MATCH 83

201107083-21-1/1



1st Half  
15 : 14



2nd Half  
29 : 34



## XVIII MEN'S JUNIOR WORLD CHAMPIONSHIP 2011 GREECE

## INDV/TEAM MATCH STATISTICS

OFFICIAL  
HANDBALL  
JUNIOR MENPLACEMENT  
ROUND 9GROUP X  
MATCH 83201107083-14-1/2  
YMCA  
27/07/2011 18:00

| No.                   | Name             | Field Shot | Line Shot | Wing Shot | Fast Brk. | Brk. Thr. | Free Thr. | 7m Thr. | Total | Rate % | ASST. | ERR. | WAR. | 2' | D+DR | TIME     |
|-----------------------|------------------|------------|-----------|-----------|-----------|-----------|-----------|---------|-------|--------|-------|------|------|----|------|----------|
| <b>NORWAY(NOR)</b>    |                  |            |           |           |           |           |           |         |       |        |       |      |      |    |      |          |
| <i>(COURT PLAYER)</i> |                  |            |           |           |           |           |           |         |       |        |       |      |      |    |      |          |
| 1                     | SAEBO Tor C.     |            |           |           |           |           |           |         |       | 0.0%   |       |      |      |    |      | 00:00:00 |
| 2                     | SOERHEIM Goeran  |            |           |           |           |           |           |         |       | 0.0%   |       |      |      |    |      | 00:00:00 |
| 3                     | GABRIELSEN Stian | 2/2        | 1/1       |           |           |           |           |         | 3/3   | 100%   |       | 2    | 1    |    |      | 00:16:00 |
| 5                     | ALM Erik Skifjel |            |           | 0/2       | 3/4       |           |           |         | 3/6   | 50.0%  | 3     |      |      |    |      | 00:59:55 |
| 6                     | OSULLIVAN C.     | 0/3        |           |           |           | 3/3       |           |         | 3/6   | 50.0%  | 4     |      |      |    |      | 00:20:05 |
| 7                     | GULLERUD Magnus  | 0/1        | 3/3       | 1/1       | 1/1       |           |           |         | 5/6   | 83.3%  |       |      |      |    |      | 00:47:04 |
| 8                     | PUTANS Ronald    | 2/5        |           |           | 1/1       | 1/1       |           |         | 4/7   | 57.1%  |       | 3    |      |    |      | 00:48:43 |
| 10                    | STROEMBERG Simen | 3/7        |           |           |           |           |           |         | 3/7   | 42.9%  | 4     | 1    |      | 1  |      | 00:43:15 |
| 11                    | BRUUN Axel Foyen |            |           |           |           |           |           |         |       | 0.0%   |       |      |      |    |      | 00:00:00 |
| 12                    | BERGUM Tor Erik  |            |           |           |           |           |           |         |       | 0.0%   |       |      |      |    |      | 00:11:51 |
| 14                    | HIPPE Johannes   | 0/1        |           |           |           |           |           |         | 0/1   | 0.0%   | 1     | 1    |      |    |      | 00:10:13 |
| 16                    | JOHANSEN Simen   |            |           |           |           |           |           |         |       | 0.0%   |       |      |      |    |      | 00:48:09 |
| 18                    | TOENESEN Kent R. | 5/10       |           |           |           |           |           |         | 5/10  | 50.0%  | 4     | 1    | 1    | 1  |      | 00:41:23 |
| 20                    | KRISTENSEN T.    |            |           | 2/2       | 3/4       |           |           |         | 5/6   | 83.3%  |       |      |      |    |      | 00:35:13 |
| 23                    | HALDORSEN Martin |            |           | 3/3       |           |           |           |         | 3/3   | 100%   |       |      |      |    |      | 00:24:33 |
| 25                    | HAKAJ Besard     |            | 0/1       |           |           |           |           |         | 0/1   | 0.0%   |       |      |      |    |      | 00:12:50 |
| <b>Total</b>          |                  | 12/29      | 4/5       | 6/8       | 8/10      | 4/4       |           |         | 34/56 | 60.7%  | 16    | 8    | 2    | 2  |      |          |
| <i>(GOALKEEPER)</i>   |                  |            |           |           |           |           |           |         |       |        |       |      |      |    |      |          |
| 12                    | BERGUM Tor Erik  | 0/4        |           |           |           | 0/1       |           | 0/1     | 0/6   | 0.0%   |       |      |      |    |      | 00:11:51 |
| 16                    | JOHANSEN Simen   | 8/19       | 2/7       | 5/7       | 0/2       | 0/1       |           | 0/2     | 15/38 | 39.5%  |       |      |      |    |      | 00:48:09 |
| <b>Total</b>          |                  | 8/23       | 2/7       | 5/7       | 0/2       | 0/2       |           | 0/3     | 15/44 | 34.1%  |       |      |      |    |      |          |

## COURT PLAYER: GOALS/SHOTS

## GOALKEEPER: SAVED/SHOTS

| TEAM TOTALS  | GOALS | SAVED | MISSED | POST | BLOCKED | TOTAL | RATE(%) |
|--------------|-------|-------|--------|------|---------|-------|---------|
| Field Shot   | 12    | 8     | 4      | 2    | 3       | 29    | 41.4%   |
| Line Shot    | 4     | 1     |        |      |         | 5     | 80.0%   |
| Wing Shot    | 6     | 2     |        |      |         | 8     | 75.0%   |
| Fastbreak    | 8     | 2     |        |      |         | 10    | 80.0%   |
| Breakthrough | 4     |       |        |      |         | 4     | 100.0%  |
| Free Throw   |       |       |        |      |         |       | 0.0%    |
| 7M-Throw     |       |       |        |      |         |       | 0.0%    |





## XVIII MEN'S JUNIOR WORLD CHAMPIONSHIP 2011 GREECE

## INDV/TEAM MATCH STATISTICS

OFFICIAL  
HANDBALL  
JUNIOR MENPLACEMENT  
ROUND 9GROUP X  
MATCH 83201107083-14-2/2  
YMCA  
27/07/2011 18:00

| No.                   | Name             | Field Shot | Line Shot | Wing Shot | Fast Brk. | Brk. Thr. | Free Thr. | 7m Thr. | Total | Rate % | ASST. | ERR. | WAR. | 2' | D+DR | TIME     |
|-----------------------|------------------|------------|-----------|-----------|-----------|-----------|-----------|---------|-------|--------|-------|------|------|----|------|----------|
| <b>BRAZIL(BRA)</b>    |                  |            |           |           |           |           |           |         |       |        |       |      |      |    |      |          |
| <i>(COURT PLAYER)</i> |                  |            |           |           |           |           |           |         |       |        |       |      |      |    |      |          |
| 1                     | DOS SANTOS D.    |            |           |           |           |           |           |         |       | 0.0%   |       |      |      |    |      | 00:00:00 |
| 2                     | DIAS Matheus C.  |            |           |           |           |           |           |         |       | 0.0%   |       | 1    | 1    |    |      | 00:11:59 |
| 3                     | PERRELLA Matheus | 7/12       |           | 1/1       |           | 1/1       |           | 3/3     | 12/17 | 70.6%  | 1     | 3    |      |    |      | 00:42:39 |
| 4                     | DA SILVA Jeison  | 0/3        |           |           |           |           |           |         | 0/3   | 0.0%   | 1     |      | 1    |    |      | 00:28:12 |
| 5                     | ROSSONI Alencar  | 0/1        | 3/4       |           |           |           |           |         | 3/5   | 60.0%  |       | 1    |      | 2  |      | 00:50:14 |
| 6                     | DE SOUSA Gabriel |            |           | 0/3       |           |           |           |         | 0/3   | 0.0%   |       |      |      |    |      | 00:45:48 |
| 7                     | GAMA Guilherme V | 2/4        |           | 0/1       |           | 1/1       |           |         | 3/6   | 50.0%  | 3     |      | 1    |    |      | 00:57:07 |
| 8                     | CAMPOS Raul N.   | 5/8        | 0/2       |           | 1/1       |           |           |         | 6/11  | 54.5%  | 1     | 3    |      |    |      | 00:19:53 |
| 9                     | DE LIMA Welton G |            |           | 0/1       |           |           |           |         | 0/1   | 0.0%   |       |      |      |    |      | 00:00:00 |
| 10                    | DE FREITAS Felip | 0/2        |           |           |           |           |           |         | 0/2   | 0.0%   |       | 1    |      |    |      | 00:11:28 |
| 12                    | SANTOS Lucas J.  |            |           |           |           |           |           |         |       | 0.0%   |       |      |      |    |      | 00:10:57 |
| 16                    | FAGUNDES Andrey  |            |           |           |           |           |           |         |       | 0.0%   |       |      |      |    |      | 00:49:03 |
| 17                    | DE FREITAS W.    |            |           | 1/3       | 1/1       |           |           |         | 2/4   | 50.0%  |       |      |      | 1  |      | 00:48:00 |
| 18                    | CRESTANA Roberto |            |           |           |           |           |           |         |       | 0.0%   |       |      |      |    |      | 00:09:47 |
| 19                    | DE CASTRO Bruno  | 1/4        |           |           |           |           |           |         | 1/4   | 25.0%  | 3     | 2    |      |    |      | 00:34:29 |
| 20                    | SILVA Emerson S. |            | 2/2       |           |           |           |           |         | 2/2   | 100%   |       |      |      |    |      | 00:00:00 |
| <b>Total</b>          |                  | 15/34      | 5/8       | 2/9       | 2/2       | 2/2       |           | 3/3     | 29/58 | 50.0%  | 9     | 11   | 3    | 3  |      |          |
| <i>(GOALKEEPER)</i>   |                  |            |           |           |           |           |           |         |       |        |       |      |      |    |      |          |
| 12                    | SANTOS Lucas J.  | 2/3        | 0/3       | 0/2       | 0/1       | 0/1       |           |         | 2/10  | 20.0%  |       |      |      |    |      | 00:10:57 |
| 16                    | FAGUNDES Andrey  | 6/17       | 1/2       | 2/6       | 2/9       | 0/3       |           |         | 11/37 | 29.7%  |       |      |      |    |      | 00:49:03 |
| <b>Total</b>          |                  | 8/20       | 1/5       | 2/8       | 2/10      | 0/4       |           |         | 13/47 | 27.7%  |       |      |      |    |      |          |

## COURT PLAYER: GOALS/SHOTS

## GOALKEEPER: SAVED/SHOTS

| TEAM TOTALS  | GOALS | SAVED | MISSED | POST | BLOCKED | TOTAL | RATE(%) |
|--------------|-------|-------|--------|------|---------|-------|---------|
| Field Shot   | 15    | 8     | 3      | 3    | 5       | 34    | 44.1%   |
| Line Shot    | 5     | 2     | 1      |      |         | 8     | 62.5%   |
| Wing Shot    | 2     | 5     | 1      | 1    |         | 9     | 22.2%   |
| Fastbreak    | 2     |       |        |      |         | 2     | 100.0%  |
| Breakthrough | 2     |       |        |      |         | 2     | 100.0%  |
| Free Throw   |       |       |        |      |         |       | 0.0%    |
| 7M-Throw     | 3     |       |        |      |         | 3     | 100.0%  |





XVIII MEN'S JUNIOR WORLD CHAMPIONSHIP 2011 GREECE

MATCH SHOT REPORT

ROUND 9

MATCH 83

201107083-41-1/1

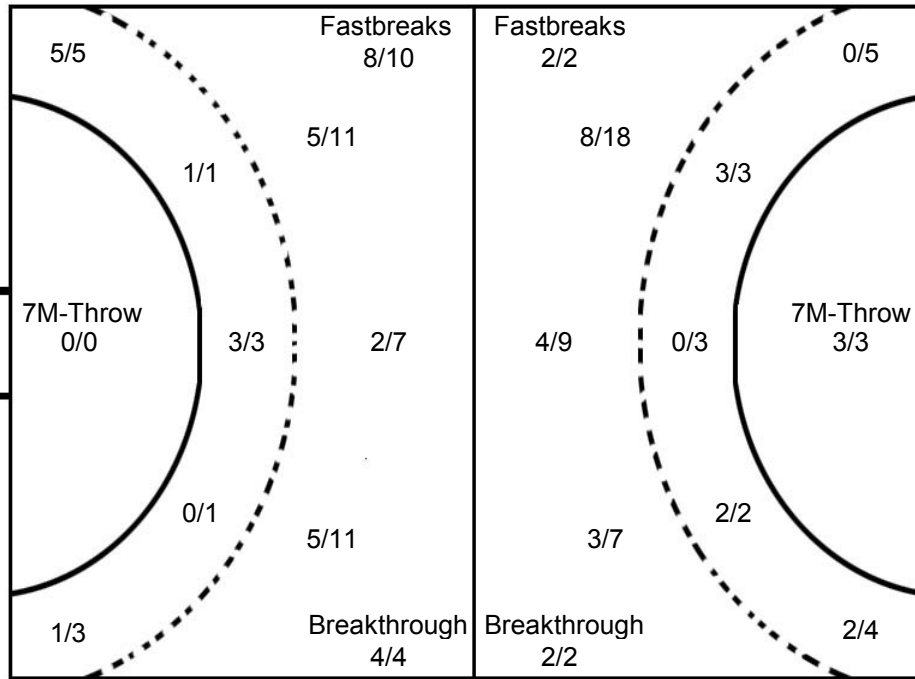
NORWAY

Table with 8 columns of player statistics for Norway, including names like SAEBO Tor C., SOERHEIM Goeran, etc., and their respective shot counts.

12 BERGUM Tor Erik statistics table

16 JOHANSEN Simen statistics table

Empty statistics table



12 SANTOS Lucas J. statistics table

16 FAGUNDES Andrey statistics table

Empty statistics table

BRAZIL

Table with 8 columns of player statistics for Brazil, including names like DOS SANTOS D., DIAS Matheus C., etc., and their respective shot counts.

