

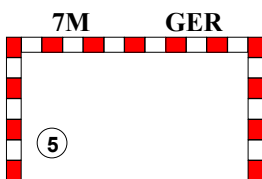
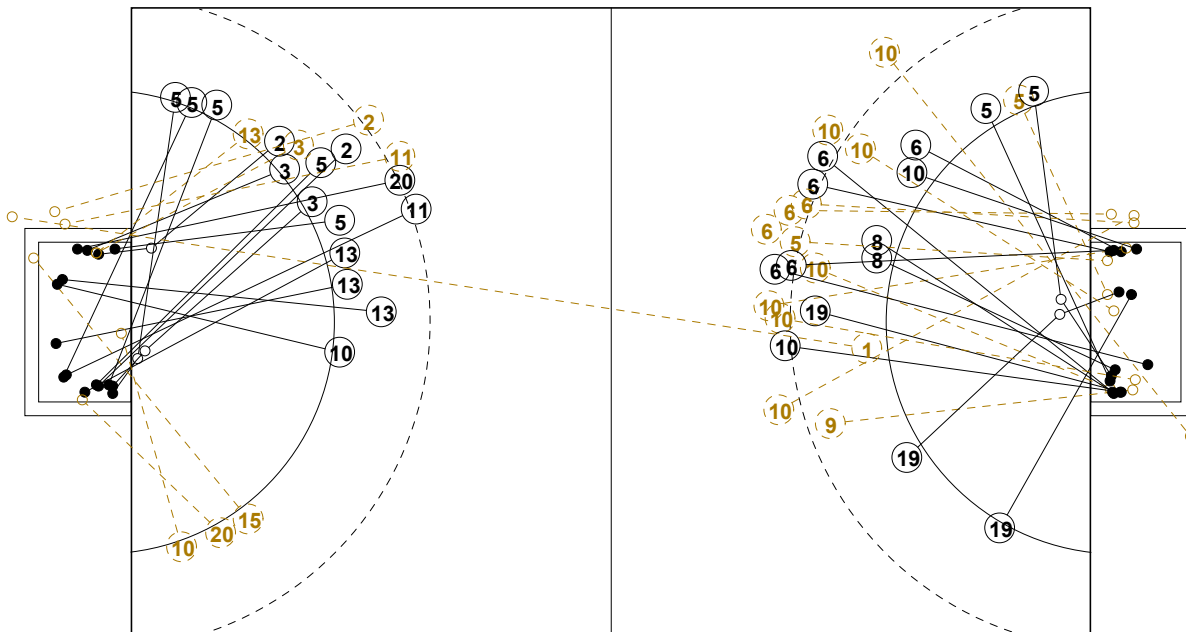


# XVIII MEN'S JUNIOR WORLD CHAMPIONSHIP 2011 GREECE PICTORIAL MATCH STATISTICS

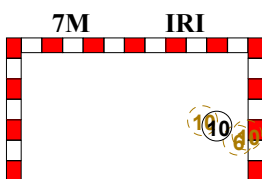
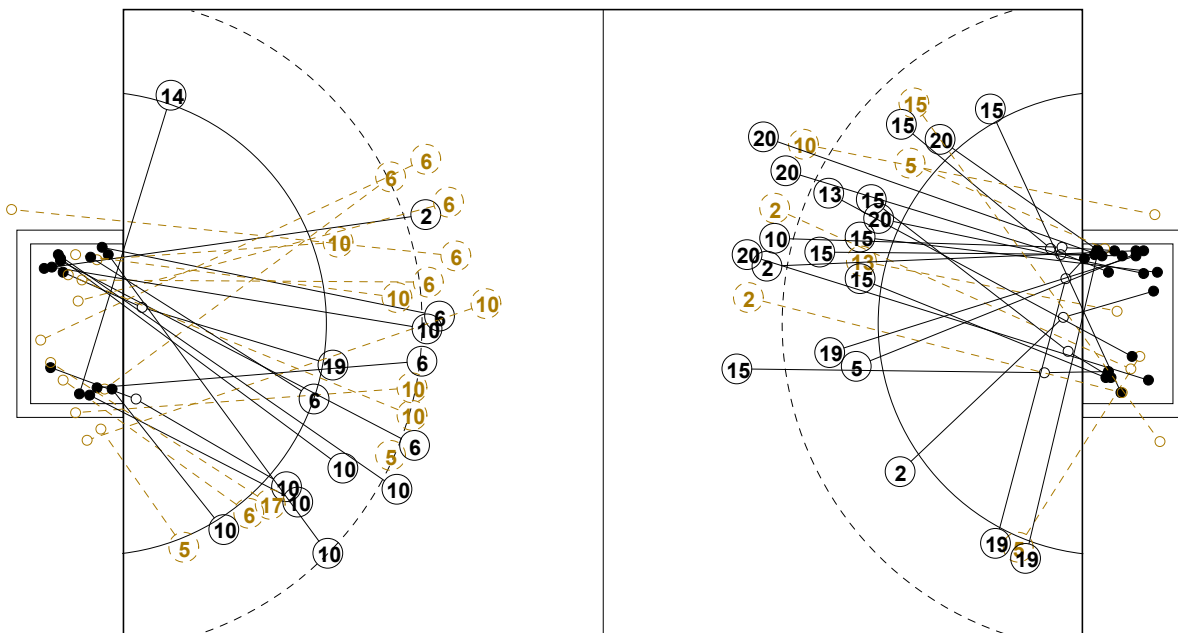
ROUND 6

MATCH 72

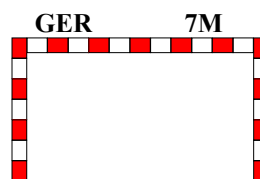
201107072-21-1/1



1st Half  
16 : 14



2nd Half  
29 : 36





## XVIII MEN'S JUNIOR WORLD CHAMPIONSHIP 2011 GREECE

## INDV/TEAM MATCH STATISTICS

OFFICIAL  
HANDBALL  
JUNIOR MENEIGHTH FINALS  
ROUND 6GROUP X  
MATCH 72201107072-14-1/2  
YMCA  
24/07/2011 13:00

| No.                   | Name             | Field Shot | Line Shot | Wing Shot | Fast Brk. | Brk. Thr. | Free Thr. | 7m Thr. | Total | Rate % | ASST. | ERR. | WAR. | 2' | D+DR | TIME     |
|-----------------------|------------------|------------|-----------|-----------|-----------|-----------|-----------|---------|-------|--------|-------|------|------|----|------|----------|
| <b>GERMANY(GER)</b>   |                  |            |           |           |           |           |           |         |       |        |       |      |      |    |      |          |
| <i>(COURT PLAYER)</i> |                  |            |           |           |           |           |           |         |       |        |       |      |      |    |      |          |
| 1                     | DRESRUSSE Nils   | 0/1        |           |           |           |           |           |         | 0/1   | 0.0%   |       |      |      |    |      | 00:35:25 |
| 2                     | FORSTBAUER Jan   | 2/5        | 1/1       |           |           | 1/1       |           |         | 4/7   | 57.1%  | 2     | 1    | 1    | 1  |      | 00:49:02 |
| 3                     | MAAS Cornelius   |            | 1/1       |           |           | 1/2       |           |         | 2/3   | 66.7%  |       | 2    |      |    |      | 00:30:00 |
| 4                     | BECKER Alexander |            |           |           |           |           |           |         |       | 0.0%   |       |      |      | 3  |      | 00:30:00 |
| 5                     | SELLIN Johannes  |            |           | 3/4       | 3/4       |           |           | 1/1     | 7/9   | 77.8%  | 2     | 2    | 1    |    |      | 00:49:10 |
| 7                     | BARSTIES Philipp |            |           |           |           |           |           |         |       | 0.0%   |       |      |      |    |      | 00:00:12 |
| 8                     | ZIEKER Patrick   |            |           |           |           |           |           |         |       | 0.0%   |       |      |      |    |      | 00:00:00 |
| 10                    | GEPPERT Jochen   | 1/2        |           | 0/1       | 1/1       |           |           |         | 2/4   | 50.0%  | 3     |      |      |    |      | 00:35:14 |
| 11                    | DISSINGER Christ | 1/2        |           |           |           |           |           |         | 1/2   | 50.0%  | 1     | 3    |      | 2  |      | 00:53:33 |
| 12                    | KRECHEL Oliver   |            |           |           |           |           |           |         |       | 0.0%   |       | 1    |      |    |      | 00:19:00 |
| 13                    | PEKELER Hendrik  | 1/1        | 2/3       | 0/1       |           | 1/1       |           |         | 4/6   | 66.7%  | 1     |      | 1    |    |      | 00:31:08 |
| 14                    | STEINERT Christo |            |           |           |           |           |           |         |       | 0.0%   |       |      |      |    |      | 00:00:00 |
| 15                    | RUSS Niklas      |            | 2/2       | 1/2       | 3/4       |           | 1/1       |         | 7/9   | 77.8%  | 1     | 2    |      |    |      | 01:00:00 |
| 16                    | WETZEL Robert    |            |           |           |           |           |           |         |       | 0.0%   |       |      |      |    |      | 00:05:35 |
| 19                    | HORNKE Tim       |            | 1/1       | 2/2       |           |           |           |         | 3/3   | 100%   | 1     |      |      |    |      | 00:10:41 |
| 20                    | KONIG Felix      | 4/4        | 1/1       | 0/1       |           | 1/1       |           |         | 6/7   | 85.7%  |       |      |      |    |      | 00:10:49 |
| <b>Total</b>          |                  | 9/15       | 8/9       | 6/11      | 7/9       | 4/5       | 1/1       | 1/1     | 36/51 | 70.6%  | 11    | 11   | 3    | 6  |      |          |
| <i>(GOALKEEPER)</i>   |                  |            |           |           |           |           |           |         |       |        |       |      |      |    |      |          |
| 1                     | DRESRUSSE Nils   | 7/13       | 0/3       | 1/4       | 0/2       | 0/2       |           |         | 8/24  | 33.3%  |       |      |      |    |      | 00:35:25 |
| 12                    | KRECHEL Oliver   | 5/8        | 1/2       | 0/1       | 1/2       | 0/2       |           | 1/2     | 8/17  | 47.1%  |       | 1    |      |    |      | 00:19:00 |
| 16                    | WETZEL Robert    | 0/3        | 0/1       | 1/1       |           |           |           | 2/2     | 3/7   | 42.9%  |       |      |      |    |      | 00:05:35 |
| <b>Total</b>          |                  | 12/24      | 1/6       | 2/6       | 1/4       | 0/4       |           | 3/4     | 19/48 | 39.6%  |       | 1    |      |    |      |          |

## COURT PLAYER: GOALS/SHOTS

## GOALKEEPER: SAVED/SHOTS

| TEAM TOTALS  | GOALS | SAVED | MISSED | POST | BLOCKED | TOTAL | RATE(%) |
|--------------|-------|-------|--------|------|---------|-------|---------|
| Field Shot   | 9     | 2     | 4      |      |         | 15    | 60.0%   |
| Line Shot    | 8     | 1     |        |      |         | 9     | 88.9%   |
| Wing Shot    | 6     | 4     | 1      |      |         | 11    | 54.5%   |
| Fastbreak    | 7     | 1     |        | 1    |         | 9     | 77.8%   |
| Breakthrough | 4     | 1     |        |      |         | 5     | 80.0%   |
| Free Throw   | 1     |       |        |      |         | 1     | 100.0%  |
| 7M-Throw     | 1     |       |        |      |         | 1     | 100.0%  |





## XVIII MEN'S JUNIOR WORLD CHAMPIONSHIP 2011 GREECE

## INDV/TEAM MATCH STATISTICS

OFFICIAL  
HANDBALL  
JUNIOR MENEIGHTH FINALS  
ROUND 6GROUP X  
MATCH 72201107072-14-2/2  
YMCA  
24/07/2011 13:00

| No.                   | Name             | Field Shot | Line Shot | Wing Shot | Fast Brk. | Brk. Thr. | Free Thr. | 7m Thr. | Total | Rate % | ASST. | ERR. | WAR. | 2' | D+DR | TIME     |
|-----------------------|------------------|------------|-----------|-----------|-----------|-----------|-----------|---------|-------|--------|-------|------|------|----|------|----------|
| <b>IRAN(IRI)</b>      |                  |            |           |           |           |           |           |         |       |        |       |      |      |    |      |          |
| <i>(COURT PLAYER)</i> |                  |            |           |           |           |           |           |         |       |        |       |      |      |    |      |          |
| 1                     | M.Aminhossein    |            |           |           |           |           |           |         |       | 0.0%   |       |      |      |    |      | 00:10:42 |
| 2                     | M.Abolfazl       | 1/1        |           |           |           |           |           |         | 1/1   | 100%   |       |      |      |    |      | 00:18:18 |
| 4                     | ROSTAMI Bahram   |            |           |           |           |           |           |         |       | 0.0%   |       |      |      |    |      | 00:00:00 |
| 5                     | NOSRATI Kamran   | 0/2        |           | 2/4       |           |           |           |         | 2/6   | 33.3%  | 2     | 1    |      |    |      | 01:00:00 |
| 6                     | JAMALI Iman      | 7/15       | 1/1       | 0/1       |           | 1/1       |           | 0/1     | 9/19  | 47.4%  | 1     | 2    | 1    | 2  |      | 00:59:53 |
| 7                     | MOUSAKHANI Sasan |            |           |           |           |           |           |         |       | 0.0%   |       |      |      |    |      | 00:00:00 |
| 8                     | M.Seyed Alireza  |            | 2/2       |           |           |           |           |         | 2/2   | 100%   |       |      |      | 1  |      | 00:41:32 |
| 9                     | KIANI Mohammad   | 0/1        |           |           |           |           |           |         | 0/1   | 0.0%   | 1     | 1    | 1    |    |      | 00:30:00 |
| 10                    | ESTEKI Sajad     | 4/15       | 1/2       |           | 1/1       | 3/3       |           | 1/3     | 10/24 | 41.7%  | 1     | 8    | 1    |    |      | 00:59:54 |
| 12                    | ZANJIRSAZ H.     |            |           |           |           |           |           |         |       | 0.0%   |       |      |      |    |      | 00:00:00 |
| 14                    | NOURBAKHSR R.    |            |           | 1/1       |           |           |           |         | 1/1   | 100%   |       |      |      |    |      | 00:29:48 |
| 17                    | SALEMIKHAZANI A. |            |           |           | 0/1       |           |           |         | 0/1   | 0.0%   |       |      |      |    |      | 00:00:00 |
| 19                    | REZAEIBIABARI A. |            | 1/1       | 1/1       | 2/2       |           |           |         | 4/4   | 100%   |       | 1    |      |    |      | 00:59:53 |
| 20                    | FALAH Ahmad      |            |           |           |           |           |           |         |       | 0.0%   |       |      |      |    |      | 00:00:00 |
| 23                    | HEYDARIRAD Saeid |            |           |           |           |           |           |         |       | 0.0%   |       |      |      |    |      | 00:49:18 |
| <b>Total</b>          |                  | 12/34      | 5/6       | 4/7       | 3/4       | 4/4       |           | 1/4     | 29/59 | 49.2%  | 5     | 13   | 3    | 3  |      |          |
| <i>(GOALKEEPER)</i>   |                  |            |           |           |           |           |           |         |       |        |       |      |      |    |      |          |
| 1                     | M.Aminhossein    | 0/3        | 0/3       | 0/1       | 0/2       | 0/1       |           |         | 0/10  | 0.0%   |       |      |      |    |      | 00:10:42 |
| 23                    | HEYDARIRAD Saeid | 2/8        | 1/6       | 4/9       | 1/6       | 1/4       | 0/1       | 0/1     | 9/35  | 25.7%  |       |      |      |    |      | 00:49:18 |
| <b>Total</b>          |                  | 2/11       | 1/9       | 4/10      | 1/8       | 1/5       | 0/1       | 0/1     | 9/45  | 20.0%  |       |      |      |    |      |          |

## COURT PLAYER: GOALS/SHOTS

## GOALKEEPER: SAVED/SHOTS

| TEAM TOTALS  | GOALS | SAVED | MISSED | POST | BLOCKED | TOTAL | RATE(%) |
|--------------|-------|-------|--------|------|---------|-------|---------|
| Field Shot   | 12    | 12    | 6      | 1    | 3       | 34    | 35.3%   |
| Line Shot    | 5     | 1     |        |      |         | 6     | 83.3%   |
| Wing Shot    | 4     | 2     | 1      |      |         | 7     | 57.1%   |
| Fastbreak    | 3     | 1     |        |      |         | 4     | 75.0%   |
| Breakthrough | 4     |       |        |      |         | 4     | 100.0%  |
| Free Throw   |       |       |        |      |         |       | 0.0%    |
| 7M-Throw     | 1     | 3     |        |      |         | 4     | 25.0%   |





XVIII MEN'S JUNIOR WORLD CHAMPIONSHIP 2011 GREECE

MATCH SHOT REPORT

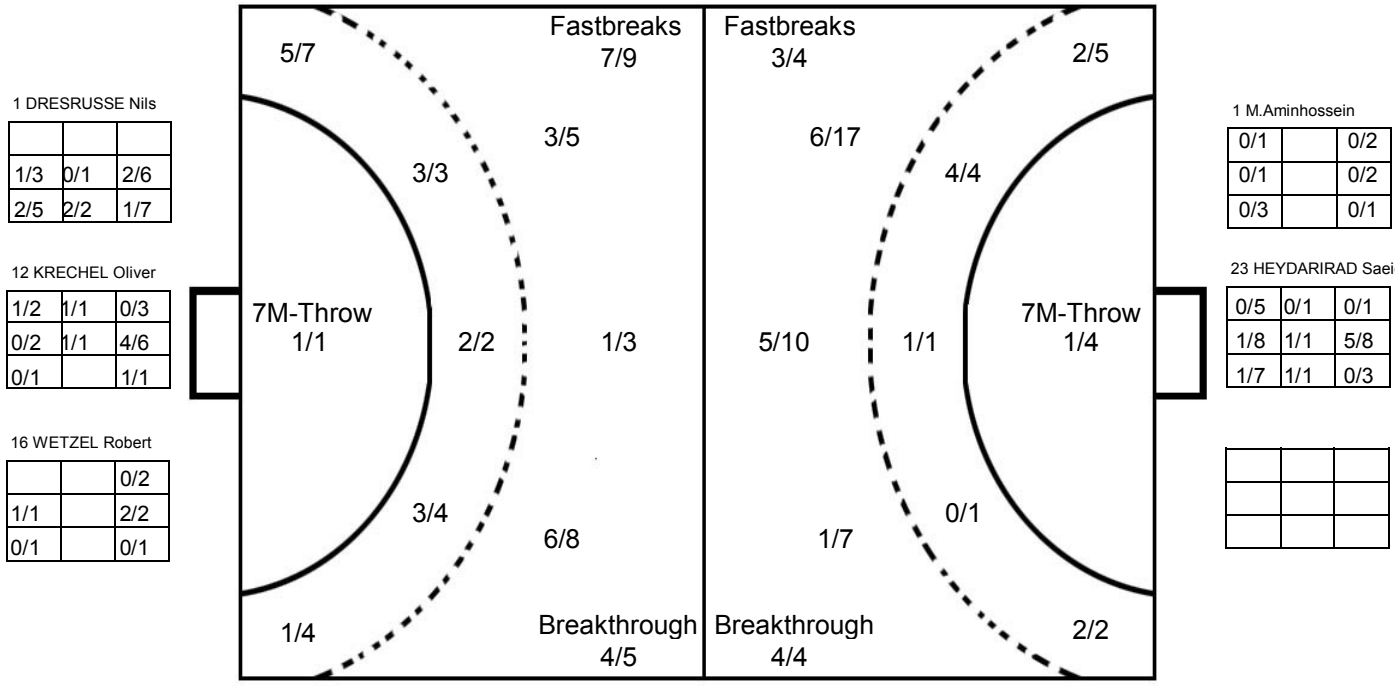
ROUND 6

MATCH 72

201107072-41-1/1

GERMANY

Table with 8 columns of player statistics for Germany, including names like DRESRUSSE Nils, FORSTBAUER Jan, MAAS Cornelius, etc., and their respective shot counts.



IRAN

Table with 8 columns of player statistics for Iran, including names like M.Aminhossein, M.Abolfazi, ROSTAMI Bahram, etc., and their respective shot counts.