



Lund

SUN 23 JAN 2011  
20:15

# XXII Men's World Championship 2011

## Sweden

### Main Round Group II



Spectators: 1730

#### Match Team Statistics

Match No: 69

**POL 27 - 26 SRB**  
(10 - 11) (17 - 15)

Referees: LAZAAR N / REVERET L (FRA)

#### POL - Poland

| Players |                    | Shots |     |     |      |       |     |     |     | Offence |    | Defence |    | Penalties |      |    |   |    | TP    |
|---------|--------------------|-------|-----|-----|------|-------|-----|-----|-----|---------|----|---------|----|-----------|------|----|---|----|-------|
| No.     | Name               | G/S   | %   | 6m  | Wing | 9m    | 7m  | FB  | BT  | AS      | TF | ST      | BS | YC        | 2min | RC | D | DR |       |
| 1       | SZMAL Slawomir     |       |     |     |      |       |     |     |     |         |    |         |    |           |      |    |   |    | 47:51 |
| 2       | JASZKA Bartlomiej  | 0/4   | 0   | 0/1 |      | 0/2   |     |     | 0/1 |         |    | 1       | 1  | 1         |      |    |   |    | 28:01 |
| 4       | KUCHCZYNSKI Patryk |       |     |     |      |       |     |     |     |         | 2  |         |    | 1         |      |    |   |    | 20:00 |
| 6       | TKACZYK Grzegorz   |       |     |     |      |       |     |     |     |         |    |         |    |           |      |    |   |    | 0:00  |
| 7       | TOMCZAK Bartlomiej | 1/1   | 100 |     |      |       |     | 1/1 |     |         |    |         |    |           |      |    |   |    | 6:59  |
| 8       | BIELECKI Karol     | 4/7   | 57  |     |      | 4/7   |     |     |     | 1       | 2  |         |    |           |      |    |   |    | 10:29 |
| 9       | SIODMIAK Artur     |       |     |     |      |       |     |     |     |         |    |         |    |           |      |    |   |    | 0:00  |
| 13      | JURECKI Bartosz    | 1/1   | 100 | 1/1 |      |       |     |     |     |         | 3  |         |    |           |      |    |   |    | 23:18 |
| 14      | JURASIK Mariusz    | 3/6   | 50  |     | 2/5  |       |     | 1/1 |     |         | 1  | 1       |    |           |      |    |   |    | 39:42 |
| 16      | WYSZOMIRSKI Piotr  |       |     |     |      |       |     |     |     |         |    |         |    |           |      |    |   |    | 12:09 |
| 18      | GRABARCZYK Piotr   |       |     |     |      |       |     |     |     | 1       | 1  |         | 1  | 1         | 2    |    |   |    | 26:49 |
| 19      | TLUCZYNSKI Tomasz  | 10/11 | 91  |     | 3/4  |       | 4/4 | 3/3 |     |         | 1  | 1       | 1  |           |      |    |   |    | 53:01 |
| 20      | JURKIEWICZ Mariusz | 1/6   | 17  |     | 0/1  | 1/5   |     |     |     | 2       | 2  | 1       | 4  |           |      |    |   |    | 49:09 |
| 22      | LJIEWSKI Marcin    | 4/4   | 100 |     |      | 4/4   |     |     |     | 5       | 1  |         |    |           | 1    |    |   |    | 35:38 |
| 32      | ROSINSKI Tomasz    | 2/5   | 40  | 0/2 |      | 2/2   |     |     | 0/1 | 3       |    |         |    |           | 2    |    |   |    | 32:33 |
| 41      | ZAREMBA Mateusz    | 1/1   | 100 |     |      | 1/1   |     |     |     |         |    |         |    |           |      |    |   |    | 24:10 |
|         | Bench/Team         |       |     |     |      |       |     |     |     | 0       |    |         |    |           |      | 0  | 0 | 0  |       |
|         | <b>Totals</b>      | 27/46 | 59  | 1/4 | 5/10 | 12/21 | 4/4 | 5/5 | 0/2 | 12      | 13 | 4       | 6  | 3         | 5    | 0  | 0 | 0  |       |

| Goalkeepers |                   | Total Shots |    | 6m Shots |    | Wing Shots |   | 9m Shots |    | 7m Shots |   | Fast Breaks |   | Breakthroughs |     |
|-------------|-------------------|-------------|----|----------|----|------------|---|----------|----|----------|---|-------------|---|---------------|-----|
| No.         | Name              | S/S         | %  | S/S      | %  | S/S        | % | S/S      | %  | S/S      | % | S/S         | % | S/S           | %   |
| 1           | SZMAL Slawomir    | 9/28        | 32 | 1/4      | 25 | 0/2        | 0 | 7/14     | 50 | 0/2      | 0 | 0/2         | 0 | 1/4           | 25  |
| 16          | WYSZOMIRSKI Piotr | 4/11        | 36 | 0/2      | 0  | 0/2        | 0 | 3/5      | 60 | 0/1      | 0 | 0/0         | 0 | 1/1           | 100 |
|             | <b>Totals</b>     | 13/39       | 33 | 1/6      | 17 | 0/4        | 0 | 10/19    | 53 | 0/3      | 0 | 0/2         | 0 | 2/5           | 40  |

| Team Shots    | Goals | Saves | Missed | Post | Blocked | Total | %   |
|---------------|-------|-------|--------|------|---------|-------|-----|
| 6m Shots      | 1     | 1     | 0      | 2    | 0       | 4     | 25  |
| Wing Shots    | 5     | 4     | 0      | 1    | 0       | 10    | 50  |
| 9m Shots      | 12    | 5     | 1      | 0    | 3       | 21    | 57  |
| 7m Shots      | 4     | 0     | 0      | 0    | n/a     | 4     | 100 |
| Fast Breaks   | 5     | 0     | 0      | 0    | 0       | 5     | 100 |
| Breakthroughs |       | 1     | 1      | 0    | 0       | 2     | 0   |
| <b>Totals</b> | 27    | 11    | 2      | 3    | 3       | 46    | 59  |

Number of Attacks: 46      Scoring Efficiency: 59%



Lund

# XXII Men's World Championship 2011 Sweden

SUN 23 JAN 2011  
20:15

## Main Round Group II



Spectators: 1730

### Match Team Statistics

Match No: 69

**POL 27 - 26 SRB**  
(10 - 11) (17 - 15)

Referees: LAZAAR N / REVERET L (FRA)

### POL - Poland

### Shots Distribution

#### Players

Goals / Shots

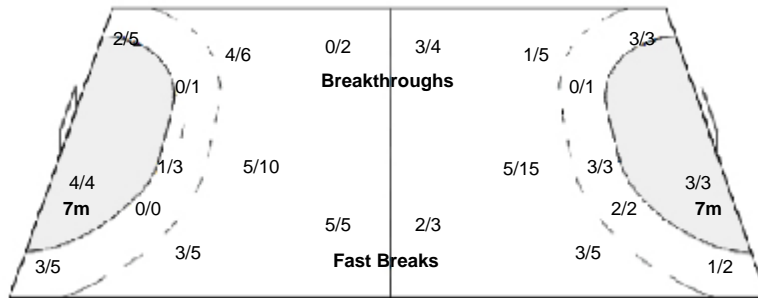
|              |                 |                 |                 |               |               |              |
|--------------|-----------------|-----------------|-----------------|---------------|---------------|--------------|
| 2 JASZKA B   | 4 KUCHCZYNSKI F | 6 TKACZYK G     | 7 TOMCZAK B     | 8 BIELECKI K  | 9 SIÓDIAK A   | 13 JURECKI B |
| 0/2          |                 |                 | 1/1             | 0/1           |               |              |
| 0/1          | 0/1             |                 |                 | 1/1           | 0/2           | 3/3          |
| 1-Post       | 1-Blocked       |                 |                 |               | 1-Blocked     |              |
| 14 JURASIK M | 18 GRABARCZYK P | 19 TLUCZYNSKI T | 20 JURKIEWICZ M | 22 LIJEWSKI M | 32 ROSINSKI T | 41 ZAREMBA M |
| 1/1          |                 | 0/1             |                 | 1/1           |               |              |
| 1/1          | 0/1             |                 | 2/3             | 0/3           | 0/1           | 1/1          |
| 1/2          |                 |                 | 1/1             | 0/1           | 1/1           | 1/3          |
|              |                 | 1/1             | 2/2             | 1/1           | 3/3           |              |
|              |                 | 1/1             | 3/3             | 1-Missed      | 1-Post        | 1-Blocked    |
|              |                 |                 |                 |               | 1-Missed      | 1-Post       |

#### Team

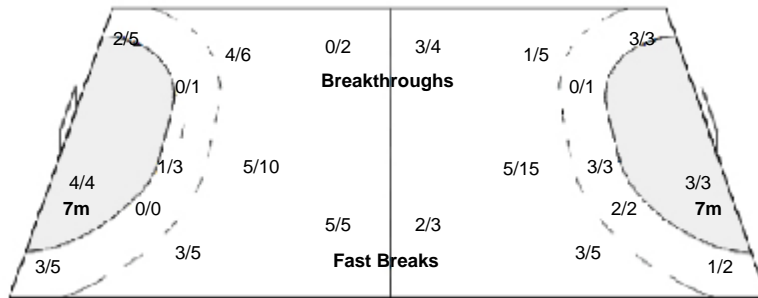
Goals / Shots

|          |        |           |
|----------|--------|-----------|
| 3/10     | 4/5    | 0/1       |
| 3/3      | 0/1    | 2/5       |
| 2/3      | 2/7    | 11/11     |
| 2-Missed | 3-Post | 3-Blocked |

#### Offense



#### Defense



#### Goalkeepers

Saves / Shots

|     |     |      |
|-----|-----|------|
| 1/4 | 1/1 | 1/4  |
| 2/5 | 3/3 |      |
| 0/5 | 3/7 | 2/10 |

#### 1 SZMAL S

|     |     |     |
|-----|-----|-----|
| 1/4 | 1/1 | 0/3 |
| 2/4 | 1/1 |     |
| 0/5 | 3/6 | 1/4 |

#### 16 WYSZOMIRSKI P

|     |     |     |
|-----|-----|-----|
|     |     | 1/1 |
| 0/1 | 2/2 |     |
|     | 0/1 | 1/6 |



Lund

SUN 23 JAN 2011  
20:15**XXII Men's World Championship 2011**  
**Sweden****Main Round Group II**

Spectators: 1730

**Match Team Statistics**

Match No: 69

**POL 27 - 26 SRB**

(10 - 11) (17 - 15)

Referees: LAZAAR N / REVERET L (FRA)

**SRB - Serbia**

| Players |                    | Shots |     |     |      |      |     |     |     | Offence |    | Defence |    |    | Penalties |    |   |    | TP    |
|---------|--------------------|-------|-----|-----|------|------|-----|-----|-----|---------|----|---------|----|----|-----------|----|---|----|-------|
| No.     | Name               | G/S   | %   | 6m  | Wing | 9m   | 7m  | FB  | BT  | AS      | TF | ST      | BS | YC | 2min      | RC | D | DR |       |
| 1       | MARJANAC Dragan    |       |     |     |      |      |     |     |     |         |    |         |    |    |           |    |   |    | 20:25 |
| 5       | SESUM Zarko        | 1/2   | 50  |     |      | 1/2  |     |     |     | 1       | 1  |         |    |    |           |    |   |    | 22:04 |
| 6       | VUJIN Marko        | 11/16 | 69  |     |      | 7/12 | 3/3 |     | 1/1 | 2       | 1  |         |    |    |           |    |   |    | 31:40 |
| 7       | NIKCEVIC Ivan      |       |     |     |      |      |     |     |     |         |    |         |    |    |           |    |   |    | 0:00  |
| 9       | CURKOVIC Danimir   |       |     |     |      |      |     |     |     |         | 1  |         | 2  | 1  | 1         |    |   |    | 28:22 |
| 11      | TOSKIC Alem        | 2/2   | 100 | 2/2 |      |      |     |     |     | 1       | 1  | 1       |    |    | 1         |    |   |    | 24:43 |
| 12      | STANIC Darko       |       |     |     |      |      |     |     |     |         |    |         |    |    |           |    |   |    | 39:35 |
| 13      | ILIC Momir         | 2/9   | 22  |     |      | 1/8  |     |     | 1/1 | 3       |    |         |    |    | 1         |    |   |    | 49:42 |
| 14      | BOJINOVIC Mladen   | 1/2   | 50  |     |      |      |     |     | 1/2 | 1       | 3  |         |    |    | 1         |    |   |    | 11:36 |
| 15      | MARKOVIC Dobrivoje | 3/4   | 75  |     | 3/3  |      |     | 0/1 |     | 2       |    | 1       |    | 1  |           |    |   |    | 59:23 |
| 17      | PRODANOVIC Rajko   | 2/3   | 67  |     | 1/2  |      |     | 1/1 |     | 1       | 1  | 1       |    | 1  |           |    |   |    | 57:39 |
| 18      | STOJKOVIC Rastko   | 2/3   | 67  | 2/3 |      |      |     |     |     |         | 2  |         |    | 1  | 1         |    |   |    | 25:18 |
| 20      | RNIC Momir         | 0/2   | 0   |     |      | 0/2  |     |     |     |         |    |         |    |    |           |    |   |    | 5:33  |
| 22      | VILOVSKI Uros      |       |     |     |      |      |     |     |     |         |    |         |    |    |           |    |   |    | 0:00  |
| 23      | VUCKOVIC Nenad     | 2/3   | 67  | 1/1 |      | 0/1  |     | 1/1 |     |         | 1  |         | 1  |    | 2         |    |   |    | 26:26 |
| 26      | STANKOVIC Ivan     |       |     |     |      |      |     |     |     |         |    |         |    |    |           |    |   |    | 0:00  |
|         | Bench/Team         |       |     |     |      |      |     |     |     |         | 0  |         |    |    |           | 0  | 0 | 0  |       |
|         | <b>Totals</b>      | 26/46 | 57  | 5/6 | 4/5  | 9/25 | 3/3 | 2/3 | 3/4 | 11      | 11 | 3       | 3  | 3  | 8         | 0  | 0 | 0  |       |

| Goalkeepers |                 | Total Shots |    | 6m Shots |     | Wing Shots |    | 9m Shots |    | 7m Shots |   | Fast Breaks |   | Breakthroughs |     |
|-------------|-----------------|-------------|----|----------|-----|------------|----|----------|----|----------|---|-------------|---|---------------|-----|
| No.         | Name            | S/S         | %  | S/S      | %   | S/S        | %  | S/S      | %  | S/S      | % | S/S         | % | S/S           | %   |
| 1           | MARJANAC Dragan | 5/15        | 33 | 1/1      | 100 | 1/2        | 50 | 2/9      | 22 | 0/1      | 0 | 0/1         | 0 | 1/1           | 100 |
| 12          | STANIC Darko    | 9/26        | 35 | 1/2      | 50  | 3/7        | 43 | 4/9      | 44 | 0/3      | 0 | 0/4         | 0 | 1/1           | 100 |
|             | <b>Totals</b>   | 14/41       | 34 | 2/3      | 67  | 4/9        | 44 | 6/18     | 33 | 0/4      | 0 | 0/5         | 0 | 2/2           | 100 |

| Team Shots    | Goals | Saves | Missed | Post | Blocked | Total | %   |
|---------------|-------|-------|--------|------|---------|-------|-----|
| 6m Shots      | 5     | 1     | 0      | 0    | 0       | 6     | 83  |
| Wing Shots    | 4     | 0     | 1      | 0    | 0       | 5     | 80  |
| 9m Shots      | 9     | 9     | 0      | 1    | 6       | 25    | 36  |
| 7m Shots      | 3     | 0     | 0      | 0    | n/a     | 3     | 100 |
| Fast Breaks   | 2     | 0     | 0      | 1    | 0       | 3     | 67  |
| Breakthroughs | 3     | 1     | 0      | 0    | 0       | 4     | 75  |
| <b>Totals</b> | 26    | 11    | 1      | 2    | 6       | 46    | 57  |

Number of Attacks: 48      Scoring Efficiency: 54%



Lund

# XXII Men's World Championship 2011 Sweden

SUN 23 JAN 2011  
20:15

## Main Round Group II



Spectators: 1730

### Match Team Statistics

Match No: 69

**POL 27 - 26 SRB**  
(10 - 11) (17 - 15)

Referees: LAZAAR N / REVERET L (FRA)

### SRB - Serbia

### Shots Distribution

#### Players

Goals / Shots

|               |                     |                |              |               |                  |                |
|---------------|---------------------|----------------|--------------|---------------|------------------|----------------|
| 5 SESUM Z     | 6 VUJIN M           | 7 NIKCEVIC I   | 9 CURKOVIC D | 11 TOSKIC A   | 13 ILIC M        | 14 BOJINOVIC M |
| 0/1           | 2/5 0/1 1/1         |                |              | 1/1           | 0/3 0/1          | 0/1            |
| 1/1           | 1/1 0/1 2/2 2/2 3/3 |                |              | 1/1           | 1/2 0/1 1/2      | 1/1            |
|               | 1-Blocked           |                |              |               | 1-Post 2-Blocked |                |
| 15 MARKOVIC D | 17 PRODANOVIC R     | 18 STOJKOVIC R | 20 RNIC M    | 22 VILOVSKI U | 23 VUCKOVIC N    | 26 STANKOVIC I |
| 0/1           | 0/1 1/1             |                |              |               | 1/2              |                |
| 1/1           |                     | 1/1            |              |               |                  | 1/1            |
| 1/1           | 1-Post              | 1/1            | 1/1 0/1 1/1  | 0/2           |                  | 1-Blocked      |

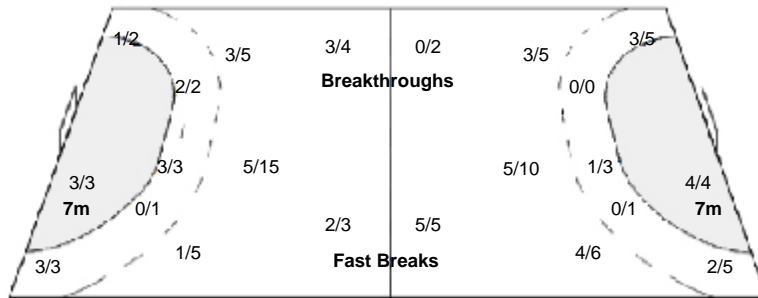
#### Team

Goals / Shots

|          |        |           |
|----------|--------|-----------|
| 3/13     | 0/1    | 3/4       |
| 3/5      | 0/2    |           |
| 5/5      | 4/6    | 8/10      |
| 1-Missed | 2-Post | 6-Blocked |

#### Offense

#### Defense



#### Goalkeepers

Saves / Shots

|     |     |      |
|-----|-----|------|
| 1/4 | 1/5 | 1/1  |
| 0/3 | 1/1 | 2/4  |
| 2/4 | 6/8 | 0/11 |

#### 1 MARJANAC D

|     |     |     |
|-----|-----|-----|
| 0/1 | 1/5 |     |
| 0/1 |     | 2/2 |
|     | 2/2 | 0/4 |

#### 12 STANIC D

|     |     |     |
|-----|-----|-----|
| 1/3 |     | 1/1 |
| 0/2 | 1/1 | 0/2 |
| 2/4 | 4/6 | 0/7 |