




IHF South and Central American Emerging Nations Ch

Columbia (Palmira)

Group C



Match Team Statistics

Bolivia 21 - 31 Peru

23.10.2018. 14:00

Match No. 8

(5 - 17) (16 - 14)

Attendance: 350

Sports Center Pavillon Blanco

Referees: Edgar L. Amarilla (PAN) / Alexis M. Rodriguez (PAN)

Bolivia

#	Surname and name	S	Goals / shots								Attack			Def.			Penalties			TP			
			Tot.	%	9m	6m	Wing	7m	FB	Brk.	LD	As.	E7	E2	TF	St.	C7	Blk	YC		2m	RC	BC
3	JULIAN MERCADO Joel	S	1/3	33																			59:58
4	SERRUDO Diego Bryan		4/5	80			4/5							1		1							16:01
7	ZURITA HUAYTA Carlos Gilmar																						
9	ROSALES GILDRES Herbert Fernando															1							0:02
10	CHILACA Martin Miguel	S	0/1	0						0/1	2	1	10	1							1		60:00
11	ROJAS MORALES Jose Maria Huascar	S									1	4	3	5									60:00
14	CANAZA QUISPE Pablo	S	7/12	58		1/2	2/4			2/4	2/2	1		3	1	1				1			52:07
15	ROJAS MORALES Tomas Sebastian		3/7	43	0/1	0/1		3/3		0/1	0/1	1											21:13
20	FERNANDEZ Eddy	S	2/4	50	0/1	0/1	1/1			1/1		3	1	1	1						2		60:00
23	LIMA MONTERO Alejandro Chein																						
24	LISIDRO QUISPE Arturo Efrain	S	4/5	80	1/1		2/2	0/1		1/1				3									40:59
26	SIERRAALTA Alex Jhomar Mamani		0/1	0	0/1																		0:18
77	CRESPO GUTIERREZ Jorge Orlando	S	0/5	0	0/1		0/4							1							2		43:26
99	CHOQUE PALAPE Arnold Jhordan																						5:56
Team / bench																							
UKUPNO			21/43	49	1/5	1/4	9/16	3/4	0/0	5/9	2/5	9	5	6	26	2	2	0	0	6	0	0	

Goalkeepers		Saves / shots									
#	Surname and name	Tot.	%	9m	6m	Wing	7m	FB	Brk.	LD	
3	JULIAN MERCADO Joel	11/42	26	5/13	0/3	3/8	0/2	2/12	1/4		
9	ROSALES GILDRES Herbert Fernando										
TOTAL		11/42	26	5/13	0/3	3/8	0/2	2/12	1/4	0/0	

Coach:

Number of attacks: 72, Efficiency: 29%, Average Duration: 17,9 seconds

Attack by type of defense

	Shots	9m	6m	Wing	TF	E7	E2
On def. 6-0	11/18	1/2	1/2	6/8	16	4	3
On def. 5-1	5/16	0/3	0/2	3/8	10	1	3
Fastbreak	0/0				0	0	0

Defense by type

	Total	9m	6m	Wing	Stl.	C7	2m
Def. 6-0	16/30	8/14	2/4	3/8	2	2	4
Def. 5-1	3/8	0/4	1/1	2/2	0	0	2
Fastbreak	10/13				0	0	0

Attack with goalkeeper out

	Attack				Reaction		
	Att.	Eff.	Shots	TF	FB	LD	Tot.
GK in	72	29%	21/43	26	10/13	0/0	10/13

GK out attack is counted if one part or whole attack was GK out

Attack with player superiority/minority

	Attack				Reaction		
	Att.	Eff.	Shots	TF	FB	LD	Tot.
Superiority +2	2	50%	1/1	0	0/0	0/0	0/0
Superiority +1	12	58%	7/11	3	0/0	0/0	0/0
Normal	44	25%	11/23	19	8/11	0/1	8/12
Minority -1	5	20%	1/4	1	0/0	0/0	0/0
Minority -2	1	0%	0/0	0	0/0	0/0	0/0

Player superiority counted at the end of attack (in case it changes during attack)

Defense with opponent goalkeeper out

	Attack				Reaction		
	Att.	Eff.	Shots	TF	FB	LD	Tot.
GK out (7 on 6)	11	36%	4/5	2	0/0	0/1	0/1
GK out pl. super.	3	33%	1/2	0	0/0	0/0	0/0
GK in	57	46%	26/47	16	0/0	2/4	2/4

Defense with player superiority/minority

	Attack				Reaction		
	Att.	Eff.	Shots	TF	FB	LD	Tot.
Minority -2	1	100%	1/1	0	0/0	0/0	0/0
Minority -1	8	38%	3/5	3	0/0	0/1	0/1
Normal	45	40%	18/32	11	0/0	2/4	2/4
Superiority +1	9	44%	4/6	2	0/0	0/0	0/0


Jersey number Tot. Total shooting 6m 6m (line) shooting 9m 9m shooting Wng. Wing shooting FB Fastbreak sh. 7m 7m penalty sh.
 Brk. Breakthrough sh. LD Long distance sh. As. Assists E7 Earned 7m pen. TF Technical Faults St. Steals 2m 2m punishments
 C7. Committed 7m E2 Earned 2m pun. YC. Yellow cards RC Red cards BC Blue cards Blk. Blocks S Starting Line-up



IHF South and Central American Emerging Nations Ch

Columbia (Palmira)

Group C



Match Team Statistics

Match No. 8

Bolivia 21 - 31 Peru

(5 - 17) (16 - 14)

23.10.2018. 14:00

Attendance: 350

Sports Center Pavillon Blanco

Referees: Edgar L. Amarilla (PAN) / Alexis M. Rodriguez (PAN)

Shot distribution by player

4 D. Serrudo

		1/1
1/1		1/2
		1/1

7 C. Zurita Huayta

10 M. Chilaca

1 miss.

11 J. Rojas Morales

14 P. Canaza Quispe

	1/1	1/1
1/2	1/2	1/3
	1/1	1/1

1 miss.

15 T. Rojas Morales

	0/1	1/2
		1/1
		1/1

1 post 1 miss.

20 E. Fernandez

0/1		1/2
		1/1

23 A. Lima Montero

24 A. Lisidro Quispe

0/1		
2/2	1/1	1/1

26 A. Sierraalta

1 miss.

77 J. Crespo Gutierrez

		0/1
		0/1
		0/2

1 post

99 A. Choque Palape

TOTAL

	1/2	3/5
2/5	1/2	4/9
2/2	2/2	5/7

2 post 4 miss.

Saves distribution goalkeepers

3 J. Julián Mercado

1/5	1/1	2/7
1/6	3/3	0/6
1/5	0/1	2/6

9 H. Rosales Gildres

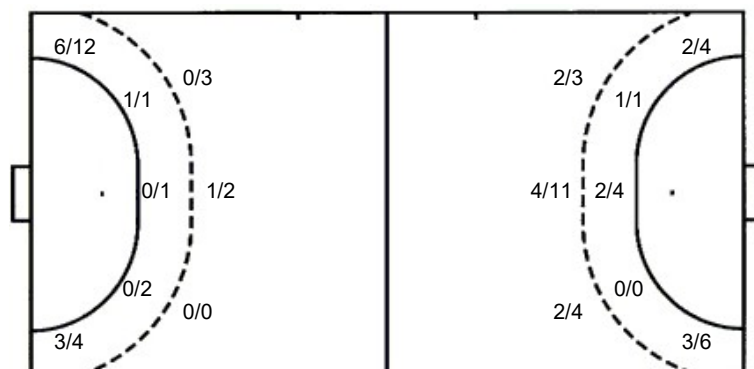
TOTAL

1/5	1/1	2/7
1/6	3/3	0/6
1/5	0/1	2/6

Shots by position

ATTACK

DEFENSE



7m penalties 3/4
Fastbreak 0/0
Breakthrough 5/9
Long dist. 2/5

7m penalties 2/2
Fastbreak 10/13
Breakthrough 3/5
Long dist. 0/1

Shooting statistics

Position	Goals	Sav.	Miss.	Post	Blk.	Total	%
Back (9m)	1	1	2	1	0	5	20
Line (6m)	1	3	0	0	0	4	25
Wing	9	6	1	0	0	16	56
7m penalties	3	1	0	0	0	4	75
Fastbreak	0	0	0	0	0	0	0
Breakthrough	5	4	0	0	0	9	56
Total	19	15	3	1	0	38	50


Jersey number Tot. Total shooting 6m 6m (line) shooting 9m 9m shooting Wng. Wing shooting FB Fastbreak sh. 7m 7m penalty sh.
Brk. Breakthrough sh. LD Long distance sh. As. Assists E7 Earned 7m pen. TF Technical Faults St. Steals 2m 2m punishments
C7. Committed 7m E2 Earned 2m pun. YC. Yellow cards RC Red cards BC Blue cards Blk. Blocks S Starting Line-up



IHF South and Central American Emerging Nations Ch

Columbia (Palmira)

Group C



Match Team Statistics

Bolivia 21 - 31 Peru

23.10.2018. 14:00

Match No. 8

(5 - 17) (16 - 14)

Attendance: 350

Sports Center Pavillon Blanco

Referees: Edgar L. Amarilla (PAN) / Alexis M. Rodriguez (PAN)

Peru

Igraai		Goals / shots									Attack			Def.			Penalties			TP				
#	Surname and name	S	Tot.	%	9m	6m	Wing	7m	FB	Brk.	LD	As.	E7	E2	TF	St.	C7	Blk	YC		2m	RC	BC	
4	VELEZ LAZO Carlos Mauricio	S	3/3	100					1/1	2/2					1					1	2			31:22
8	GUTELIUS DIAZ Gianpierre Edson		3/6	50	2/4				1/1	0/1		1												28:26
9	TRELLES MALDONALDO Carlos Mauricio	S	2/4	50	1/2	1/1	0/1					5	1	1	3									46:02
10	ACUNA SEMINARIO Homero Manuel	S	1/1	100	1/1							1	1		4		2		1	1				33:30
15	CAMBORDA LEON Andre Jesus		2/5	40			0/1		2/3	0/1		1			2	2				1				30:37
16	LOPEZ FONSECA Percy Augusto	S	2/6	33	0/2		2/4							1										37:17
18	LOPEZ NORIEGA Diego Roberto		5/10	50	3/7	0/1				2/2		3		1	3						1			20:54
19	ZERILLO VILLANUEVA Carlos Gianfranco	S	4/7	57	1/2		2/3		1/2						1	1								31:02
22	CORPUS RODRIGUEZ Johan Rusbel	S	0/1	0							0/1	1												30:57
28	VICUNA HURTADO Fernando														1									21:11
29	TRELLES MALDONALDO Giancarlo		5/6	83		2/3		1/1	1/1	1/1		1	1	1	2	1					1			44:37
32	CHIARELLA CHIARELLA Giacarlo Norberto																				1			18:53
33	BUITRON MARCET Fernando	S	4/5	80			1/1		3/4			1			1	1								36:35
69	ALVAREZ SALAS Ricardo Alejandro													1										8:37
Team / bench																								
UKUPNO			31/54	57	8/18	3/5	5/10	2/2	10/13	3/5	0/1	14	3	5	18	5	3	0	2	7	0	0		

Goalkeepers		Saves / shots								
#	Surname and name	Tot.	%	9m	6m	Wing	7m	FB	Brk.	LD
22	CORPUS RODRIGUEZ Johan Rusbel	12/29	41	1/2	3/4	5/12	1/3		2/6	0/2
32	CHIARELLA CHIARELLA Giacarlo Norberto	3/7	43			1/3	0/1		2/3	
TOTAL		15/36	42	1/2	3/4	6/15	1/4	2/0	4/9	0/2

Coach: Ivan Fernando Bendezu Lopez

Number of attacks: 71, Efficiency: 44%, Average Duration: 32,4 seconds

Attack by type of defense

	Shots	9m	6m	Wing	TF	E7	E2
On def. 6-0	16/30	8/14	2/4	3/8	11	3	4
On def. 5-1	3/8	0/4	1/1	2/2	7	0	1
Fastbreak	10/13				0	0	0

Defense by type

	Total	9m	6m	Wing	Stl.	C7	2m
Def. 6-0	11/18	1/2	1/2	6/8	3	2	4
Def. 5-1	5/16	0/3	0/2	3/8	2	1	3
Fastbreak	0/0				0	0	0

Attack with goalkeeper out

	Attack				Reaction		
	Att.	Eff.	Shots	TF	FB	LD	Tot.
GK out (7 on 6)	11	36%	4/5	2	0/0	0/1	0/1
GK out pl. minority	3	33%	1/2	0	0/0	0/0	0/0
GK in	57	46%	26/47	16	0/0	2/4	2/4

GK out attack is counted if one part or whole attack was GK out

Defense with opponent goalkeeper out

	Attack				Reaction		
	Att.	Eff.	Shots	TF	FB	LD	Tot.
GK in	72	29%	21/43	26	10/13	0/0	10/13

Defense with player superiority/minority

	Attack				Reaction		
	Att.	Eff.	Shots	TF	FB	LD	Tot.
Minority -2	2	50%	1/1	0	0/0	0/0	0/0
Minority -1	12	58%	7/11	3	0/0	0/0	0/0
Normal	44	25%	11/23	19	8/11	0/1	8/12
Superiority +1	5	20%	1/4	1	0/0	0/0	0/0
Superiority +2	1	0%	0/0	0	0/0	0/0	0/0

Attack with player superiority/minority

	Attack				Reaction		
	Att.	Eff.	Shots	TF	FB	LD	Tot.
Superiority +2	1	100%	1/1	0	0/0	0/0	0/0
Superiority +1	8	38%	3/5	3	0/0	0/1	0/1
Normal	45	40%	18/32	11	0/0	2/4	2/4
Minority -1	9	44%	4/6	2	0/0	0/0	0/0

Player superiority counted at the end of attack (in case it changes during attack)


Jersey number Tot. Total shooting 6m 6m (line) shooting 9m 9m shooting Wng. Wing shooting FB Fastbreak sh. 7m 7m penalty sh.
 Brk. Breakthrough sh. LD Long distance sh. As. Assists E7 Earned 7m pen. TF Technical Faults St. Steals 2m 2m punishments
 C7. Committed 7m E2 Earned 2m pun. YC. Yellow cards RC Red cards BC Blue cards Blk. Blocks S Starting Line-up



IHF South and Central American Emerging Nations Ch

Columbia (Palmira)

Group C



Match Team Statistics

Match No. 8

Bolivia 21 - 31 Peru

(5 - 17) (16 - 14)

23.10.2018. 14:00

Attendance: 350

Sports Center Pavillon Blanco

Referees: Edgar L. Amarilla (PAN) / Alexis M. Rodriguez (PAN)

Shot distribution by player

4 C. Velez Lazo

1/1		2/2

8 G. Gutelius Diaz

1/1		
0/1	0/1	1/1
1/1		

1 miss.

9 C. Trelles Maldonado

1/1		
1/1		0/1

1 post

10 H. Acuna Seminario

		1/1

15 A. Camborda Leon

0/1		
1/1	0/1	1/1

1 post

16 P. Lopez Fonseca

	0/1	1/2
		1/1
		0/1

1 miss.

18 D. Lopez Noriega

		2/3
3/3		

3 post 1 miss.

19 C. Zerillo Villanueva

1/1		1/1
	0/1	1/1
		1/1

2 miss.

28 F. Vicuna Hurtado

29 G. Trelles Maldonado

1/1		1/1
1/1		1/1
1/1		

1 post

33 F. Buitron Marcet

0/1	1/1	1/1

2/2 lob

69 R. Alvarez Salas

TOTAL

4/5	0/1	5/7
5/6	0/3	6/6
4/5	1/1	4/6

6 post 5 miss. 2/2 lob

Saves distribution goalkeepers

22 J. Corpus Rodriguez

	1/1	2/5
3/5	0/1	3/7
0/2	0/2	3/6

32 G. Chiarella Chiarella

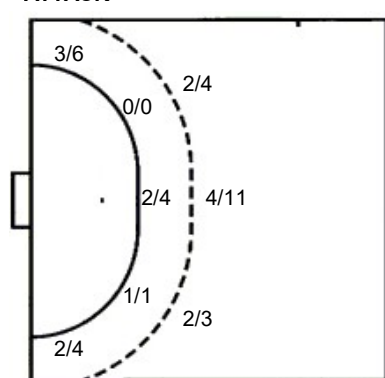
	0/1	
	1/1	2/2
0/1		0/2

TOTAL

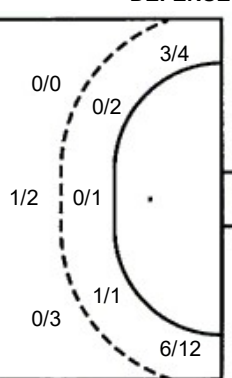
	1/2	2/5
3/5	1/2	5/9
0/3	0/2	3/8

Shots by position

ATTACK



DEFENSE



7m penalties 2/2
Fastbreak 10/13
Breakthrough 3/5
Long dist. 0/1

7m penalties 3/4
Fastbreak 0/0
Breakthrough 5/9
Long dist. 2/5

Shooting statistics

Position	Goals	Sav.	Miss.	Post	Blk.	Total	%
Back (9m)	8	5	2	3	0	18	44
Line (6m)	3	0	0	2	0	5	60
Wing	5	3	2	0	0	10	50
7m penalties	2	0	0	0	0	2	100
Fastbreak	10	2	0	1	0	13	77
Breakthrough	3	1	1	0	0	5	60
Total	31	11	5	6	0	53	58