




IHF South and Central American Emerging Nations Ch

Colombia (Palmira)

Placement Match 5-6



Match Team Statistics

Ecuador 24 - 35 Costa Rica

28.10.2018. 14:00

Match No. 28

(13 - 14) (11 - 21)

Attendance: 400

Sports Center Pavillon Blanco

Referees: Edgar Amarilla Lopez (PAR) / Jose M. Rodriguez (PAR)

Ecuador

#	Surname and name	S	Goals / shots								Attack				Def.			Penalties			TP			
			Tot.	%	9m	6m	Wing	7m	FB	Brk.	LD	As.	E7	E2	TF	St.	C7	Blk	YC	2m		RC	BC	
1	CARDENAS CHAVEZ Mauro Miguel																						0:53	
3	PANTALEÓN OVIEDO Isaias Daniel	S	3/5	60	0/1	0/1	2/2		1/1					1			3	2			1			41:44
4	CORNEJO CAICEDO Luis Antonio																							
5	QUINTERO PINCAY Ronny Benigno		0/2	0		0/1	0/1										2					1	25:41	
6	BAJANA ZAMBRANO Joseph Daniel	S	1/2	50		1/2										2							15:21	
7	LITARDO SOSA Gerdy Elky	S	8/13	62	1/2	1/1	1/2	2/3	0/1	3/4				2			8	2			1		60:00	
8	DOMINGUEZ GALARZA Jefferson Ricardo	S	0/2	0		0/1			0/1							1	3		1			1	27:49	
9	QUINONEZ AYOVI Eduardo Marconi		1/6	17	1/5	0/1								2	1		2	1					32:09	
10	RAMOS MOLINA Franco Benjamín	S	3/7	43		0/1	1/2		1/2	1/2				1			3	1	1		1		60:00	
11	MURILLO CEDENO Ronald Alfonso	S	5/9	56	2/3		2/4	0/1		1/1				1			3						60:00	
12	BUNAY CANTOS Victor Josué	S																					34:35	
13	CRUZ TRIVINO Stephano Amado		3/3	100		3/3										2	2	4				1	37:16	
14	NAVARRO ANDRADE Axel Alexandre																							
16	CAMPANA LOPEZ Dominick Nahim																						24:32	
	Team / bench																							
	UKUPNO		24/49	49	4/11	5/11	6/11	2/4	2/5	5/7	0/0			5	5	3	28	8	2	0	3	2	1	0

#	Surname and name	Saves / shots									
		Tot.	%	9m	6m	Wing	7m	FB	Brk.	LD	
1	CARDENAS CHAVEZ Mauro Miguel	0/1	0						0/1		
12	BUNAY CANTOS Victor Josué	5/22	23	2/3	0/3	0/3	0/1	1/4	2/8		
16	CAMPANA LOPEZ Dominick Nahim	5/22	23		1/8	0/2	0/1	1/4	3/7		
	TOTAL	10/45	22	2/3	1/11	0/5	0/2	2/8	5/16	0/0	

Coach: Josue Elias Guiracocha Arriciaga

Number of attacks: 74, Efficiency: 32%, Average Duration: 32,3 seconds

Attack by type of defense

	Shots	9m	6m	Wing	TF	E7	E2
On def. 6-0	15/35	3/10	2/8	6/11	25	5	3
On def. 5-1	4/4	1/1	3/3	0/0	2	0	0
On def. 4-2	1/1	0/0	0/0	0/0	0	0	0
On def. 3-3	0/0	0/0	0/0	0/0	1	0	0
Fastbreak	2/5				0	0	0

Defense by type

	Total	9m	6m	Wing	Stl.	C7	2m
Def. 6-0	3/4	1/1	0/0	0/0	4	2	1
Def. 5-1	15/22	0/2	5/5	5/5	2	0	1
Def. 4-2	5/6	0/0	3/3	0/0	2	0	0
Def. 3-3	2/3	0/0	1/2	0/0	0	0	0
Def. press.	2/2	0/0	1/1	0/0	0	0	0
Fastbreak	6/9				0	0	0

Attack with goalkeeper out

	Attack				Reaction		
	Att.	Eff.	Shots	TF	FB	LD	Tot.
GK in	74	32%	24/49	28	6/9	0/0	6/9

GK out attack is counted if one part or whole attack was GK out

Defense with opponent goalkeeper out

	Attack				Reaction		
	Att.	Eff.	Shots	TF	FB	LD	Tot.
GK in	74	47%	35/48	21	2/5	0/0	2/5

Attack with player superiority/minority

	Attack				Reaction		
	Att.	Eff.	Shots	TF	FB	LD	Tot.
Superiority +1	15	40%	6/13	5	2/2	0/0	2/2
Normal	31	35%	11/21	14	3/3	0/0	3/3
Minority -1	7	29%	2/4	2	0/0	0/0	0/0
Minority -2	2	0%	0/0	1	0/1	0/0	0/1

Player superiority counted at the end of attack (in case it changes during attack)

Defense with player superiority/minority

	Attack				Reaction		
	Att.	Eff.	Shots	TF	FB	LD	Tot.
Minority -2	2	100%	2/3	0	0/0	0/0	0/0
Minority -1	6	67%	4/4	2	1/1	0/0	1/1
Normal	33	55%	18/19	10	0/1	0/0	0/1
Superiority +1	14	21%	3/8	5	1/2	0/0	1/2

Jersey number Tot. Total shooting 6m 6m (line) shooting 9m 9m shooting Wng. Wing shooting FB Fastbreak sh. 7m 7m penalty sh.
 Brk. Breakthrough sh. LD Long distance sh. As. Assists E7 Earned 7m pen. TF Technical Faults St. Steals 2m 2m punishments
 C7. Committed 7m E2 Earned 2m pun. YC. Yellow cards RC Red cards BC Blue cards Blk. Blocks S Starting Line-up



IHF South and Central American Emerging Nations Ch

Colombia (Palmira)

Placement Match 5-6



Match Team Statistics

Match No. 28

Ecuador 24 - 35 Costa Rica

(13 - 14) (11 - 21)

28.10.2018. 14:00

Attendance: 400

Sports Center Pavillon Blanco

Referees: Edgar Amarilla Lopez (PAR) / Jose M. Rodriguez (PAR)

Shot distribution by player

3 I. Pantaleón Oviedo

1/1	2/3	

1 block

4 L. Cornejo Caicedo

5 R. Quintero Pincay

0/1	0/1	

6 J. Bajana Zambrano

		1/2

7 G. Litardo Sosa

		0/1
3/3		2/2
	2/3	1/2

1 post 1 miss.

8 J. Dominguez Galarza

		0/1

1 post

9 E. Quinonez Ayovi

0/1		
	1/1	0/2

1 miss. 1 block

10 F. Ramos Molina

2/3		
		1/1

2 post 1 miss.

11 R. Murillo Cedeno

	0/2	
3/3	1/1	1/1

2 post

13 S. Cruz Trivino

2/2		1/1

14 A. Navarro Andrade

TOTAL

		0/1
7/10	0/3	3/3
4/4	6/8	4/9

6 post 3 miss. 2 block

Saves distribution goalkeepers

1 M. Cardenas Chavez

		0/1

12 V. Bunay Cantos

	1/2	0/1
2/4		2/4
0/5	0/2	0/4

16 D. Campana Lopez

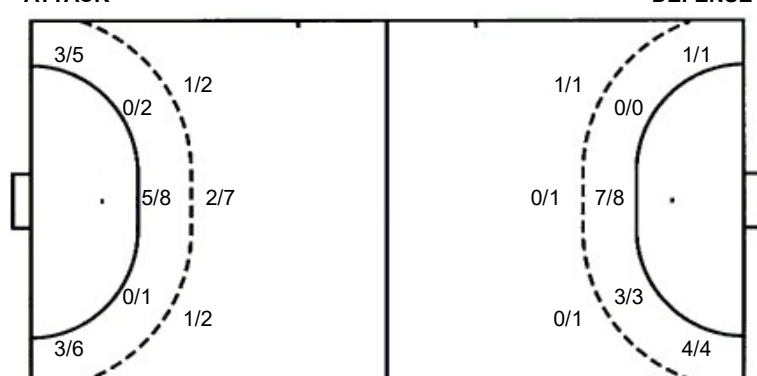
1/1		0/2
1/3		3/5
0/5	0/3	0/3

TOTAL

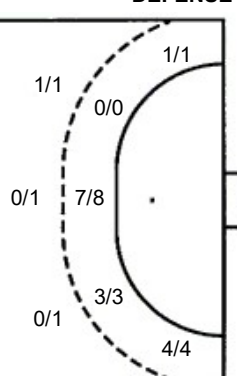
1/1	1/2	0/3
3/7		5/9
0/10	0/5	0/8

Shots by position

ATTACK



DEFENSE



7m penalties 2/4
Fastbreak 2/5
Breakthrough 5/7
Long dist. 0/0

7m penalties 2/2
Fastbreak 6/9
Breakthrough 11/18
Long dist. 0/0

Shooting statistics

Position	Goals	Sav.	Miss.	Post	Blk.	Total	%
Back (9m)	4	5	1	0	1	11	36
Line (6m)	5	4	0	1	1	11	45
Wing	6	1	1	3	0	11	55
7m penalties	2	1	1	0	0	4	50
Fastbreak	2	2	0	1	0	5	40
Breakthrough	5	1	0	1	0	7	71
Total	24	14	3	6	2	49	49


Jersey number Tot. Total shooting 6m 6m (line) shooting 9m 9m shooting Wng. Wing shooting FB Fastbreak sh. 7m 7m penalty sh.
Brk. Breakthrough sh. LD Long distance sh. As. Assists E7 Earned 7m pen. TF Technical Faults St. Steals 2m 2m punishments
C7. Committed 7m E2 Earned 2m pun. YC. Yellow cards RC Red cards BC Blue cards Blk. Blocks S Starting Line-up



IHF South and Central American Emerging Nations Ch

Colombia (Palmira)

Placement Match 5-6



Match Team Statistics

Ecuador 24 - 35 Costa Rica

28.10.2018. 14:00

Match No. 28

(13 - 14) (11 - 21)

Attendance: 400

Sports Center Pavillon Blanco

Referees: Edgar Amarilla Lopez (PAR) / Jose M. Rodriguez (PAR)

Costa Rica

#	Surname and name	S	Goals / shots								Attack				Def.			Penalties			TP			
			Tot.	%	9m	6m	Wing	7m	FB	Brk.	LD	As.	E7	E2	TF	St.	C7	Blk	YC	2m		RC	BC	
1	SOLANO AMADOR Román																						34:25	
2	VILLEGAS MAYORGA Daniel Ricardo	S	2/3	67						1/1	1/2			2	1		4		1		1			32:16
3	VIDAL VINDAS Jorge Daniel		1/1	100																				13:42
4	MOLINA OROZCO Jose Rodrigo		1/2	50										1			3	2						27:44
5	OBANDO VARGAS Freddy Steven	S	1/3	33				1/1		0/2							1	3	1			1		42:12
6	ARROYO ZÚNIGA Daniel		1/1	100																				15:34
7	MOLINA OROZCO David Leonardo	S	1/4	25	1/1									3			4	1	1			1		47:39
8	MARCHENA PORTILLA Hugo Ramberl		7/8	88						3/3	4/5			4	1		3	4						39:21
9	HIDALGO OBREGON Jose Gerardo	S	8/10	80	0/1	6/7			2/2					1					1			1	2	36:26
10	BARAHONA SMITH Keyht Anthony		1/1	100		1/1													1					8:19
11	DE LA PENA HAMLIN Rafael Nakya		3/3	100		2/2				1/1				1					1					30:31
12	ARIAS SOLANO Bryan Yamal	S	2/3	67															1			1		19:58
13	GUTIERREZ MARTINEZ Justin Mauricio	S	7/9	78	0/1	1/1	4/4			1/2	1/1				1		5							46:18
16	RUIZ DUARTE Jefferson	S																						25:35
	Team / bench																							
	UKUPNO		35/48	73	1/3	10/11	5/5	2/2	6/9	11/18	0/0			12	2	1	21	12	4	0	2	5	0	0

Goalkeepers		Saves / shots									
#	Surname and name	Tot.	%	9m	6m	Wing	7m	FB	Brk.	LD	
1	SOLANO AMADOR Román	11/24	46	3/6	4/6	1/5	1/1	1/1	1/5		
16	RUIZ DUARTE Jefferson	3/14	21	2/3	0/3	0/2	0/2	1/3	0/1		
	TOTAL	14/38	37	5/9	4/9	1/7	1/3	4/4	1/6	0/0	

Coach: Junior Mata Gonzalez

Number of attacks: 74, Efficiency: 47%, Average Duration: 16,1 seconds

Attack by type of defense

	Shots	9m	6m	Wing	TF	E7	E2
On def. 6-0	3/4	1/1	0/0	0/0	3	2	0
On def. 5-1	15/22	0/2	5/5	5/5	13	0	1
On def. 4-2	5/6	0/0	3/3	0/0	3	0	0
On def. 3-3	2/3	0/0	1/2	0/0	2	0	0
On def. press.	2/2	0/0	1/1	0/0	0	0	0
Fastbreak	6/9				0	0	0

Defense by type

	Total	9m	6m	Wing	Stl.	C7	2m
Def. 6-0	15/35	3/10	2/8	6/11	6	4	5
Def. 5-1	4/4	1/1	3/3	0/0	6	0	0
Def. 4-2	1/1	0/0	0/0	0/0	0	0	0
Fastbreak	2/5				0	0	0

Attack with goalkeeper out

	Attack				Reaction		
	Att.	Eff.	Shots	TF	FB	LD	Tot.
GK in	74	47%	35/48	21	2/5	0/0	2/5

GK out attack is counted if one part or whole attack was GK out

Defense with opponent goalkeeper out

	Attack				Reaction		
	Att.	Eff.	Shots	TF	FB	LD	Tot.
GK in	74	32%	24/49	28	6/9	0/0	6/9

Defense with player superiority/minority

	Attack				Reaction		
	Att.	Eff.	Shots	TF	FB	LD	Tot.
Minority -1	15	40%	6/13	5	2/2	0/0	2/2
Normal	31	35%	11/21	14	3/3	0/0	3/3
Superiority +1	7	29%	2/4	2	0/0	0/0	0/0
Superiority +2	2	0%	0/0	1	0/1	0/0	0/1

Attack with player superiority/minority

	Attack				Reaction		
	Att.	Eff.	Shots	TF	FB	LD	Tot.
Superiority +2	2	100%	2/3	0	0/0	0/0	0/0
Superiority +1	6	67%	4/4	2	1/1	0/0	1/1
Normal	33	55%	18/19	10	0/1	0/0	0/1
Minority -1	14	21%	3/8	5	1/2	0/0	1/2

Player superiority counted at the end of attack (in case it changes during attack)


Jersey number Tot. Total shooting 6m 6m (line) shooting 9m 9m shooting Wng. Wing shooting FB Fastbreak sh. 7m 7m penalty sh.
 Brk. Breakthrough sh. LD Long distance sh. As. Assists E7 Earned 7m pen. TF Technical Faults St. Steals 2m 2m punishments
 C7. Committed 7m E2 Earned 2m pun. YC. Yellow cards RC Red cards BC Blue cards Blk. Blocks S Starting Line-up



IHF South and Central American Emerging Nations Ch

Colombia (Palmira)

Placement Match 5-6



Match Team Statistics

Match No. 28

Ecuador 24 - 35 Costa Rica

(13 - 14) (11 - 21)

28.10.2018. 14:00

Attendance: 400

Sports Center Pavillon Blanco

Referees: Edgar Amarilla Lopez (PAR) / Jose M. Rodriguez (PAR)

Shot distribution by player

2 D. Villegas Mayorga

		0/1
2/2		

3 J. Vidal Vindas

	1/1	

4 J. Molina Orozco

0/1		
1/1		

5 F. Obando Vargas

		1/2

1 post

6 D. Arroyo Zúniga

1/1		

7 D. Molina Orozco

	0/1	
1/1		

2 post

8 H. Marchena Portilla

		3/3
		0/1
1/1		3/3

9 J. Hidalgo Obregon

0/1		
2/2		0/1
2/2	2/2	2/2

10 K. Barahona Smith

		1/1

11 R. De La Pena Hamblin

1/1		
1/1		1/1

12 B. Arias Solano

0/1		
	1/1	1/1

13 J. Gutierrez Martinez

	1/1	
0/1		3/4
2/2	1/1	

16 J. Ruiz Duarte

TOTAL

0/1	1/2	3/3
4/7		4/9
10/10	5/5	8/8

3 post

Saves distribution goalkeepers

1 R. Solano Amador

		1/1
2/6	3/3	
0/3	0/4	5/7

16 J. Ruiz Duarte

1/4		0/3
0/1	2/4	0/2

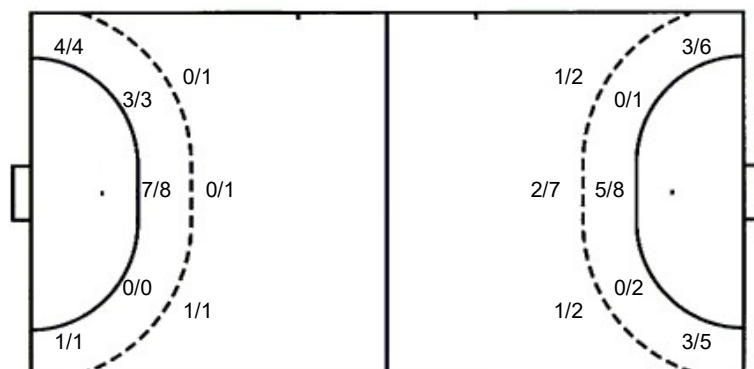
TOTAL

		1/1
3/10	3/3	0/3
0/4	2/8	5/9

Shots by position

ATTACK

DEFENSE



Shooting statistics

Position	Goals	Sav.	Miss.	Post	Blk.	Total	%
Back (9m)	1	2	0	0	0	3	33
Line (6m)	10	1	0	0	0	11	91
Wing	5	0	0	0	0	5	100
7m penalties	2	0	0	0	0	2	100
Fastbreak	6	2	0	1	0	9	67
Breakthrough	11	5	0	2	0	18	61
Total	35	10	0	3	0	48	73

7m penalties 2/2
Fastbreak 6/9
Breakthrough 11/18
Long dist. 0/0

7m penalties 2/4
Fastbreak 2/5
Breakthrough 5/7
Long dist. 0/0

Jersey number Tot. Total shooting 6m 6m (line) shooting 9m 9m shooting Wng. Wing shooting FB Fastbreak sh. 7m 7m penalty sh.
Brk. Breakthrough sh. LD Long distance sh. As. Assists E7 Earned 7m pen. TF Technical Faults St. Steals 2m 2m punishments
C7. Committed 7m E2 Earned 2m pun. YC. Yellow cards RC Red cards BC Blue cards Blk. Blocks S Starting Line-up