




# IHF South and Central American Emerging Nations Ch

## Colombia (Palmira)

### Semifinal



Match Team Statistics  
Match No. 24

**Colombia 25 - 21 Peru**  
(12 - 10) (13 - 11)

27.10.2018. 16:00  
Attendance: 420  
Sports Center Pavillon Blanco

Referees: German Araujo (URU) / Nicolas Perdomo (URU)

### Colombia

#	Surname and name	S	Goals / shots							Attack			Def.			Penalties			TP				
			Tot.	%	9m	6m	Wing	7m	FB	Brk.	LD	As.	E7	E2	TF	St.	C7	Blk		YC	2m	RC	BC
1	VILLA ARANGO Julian Alberto	S	0/3	0																			59:49
2	GONZALEZ CASTANO Daniel Esteban	S	4/6	67			3/5		1/1					1	1	1							60:00
3	MIRA DIAZ Juan Pablo		1/1	100					1/1					1	1		1	1	1	1	2		39:28
4	RESTREPO MEJIA Alejandro		2/4	50	0/2					2/2				1	1		1	1			1		31:38
5	MOSQUERA MAYO Santiago	S	6/9	67	2/3		0/1	4/4		0/1				2	1	1	2			1	1		60:00
6	FLOREZ DURANGO Jose David																						
7	RAMIREZ ESCOBAR Juan Pablo	S	2/3	67						2/3				2	1		3	1					22:17
8	RAMIREZ ALVAREZ Juan Andres																						
9	RIOS GALLEGO Santiago	S	1/2	50						1/2													14:53
10	BEDOYA RIVERA Santiago	S	4/9	44	0/1					4/8				3		1	5		1		1	1	53:49
11	CARDONA RESTREPO Cristian Esteban		1/2	50						1/2													19:40
12	LOPEZ VELEZ Santiago																						0:11
13	PINEDA PARDO Cristian Camilo	S	4/4	100		1/1				1/1	2/2			1	1	2	2	2	1			1	58:15
14	HURTADO VERGARA Jesus																						
Team / bench																							
UKUPNO			25/43	58	2/6	1/1	4/8	5/6	2/2	9/15	2/5	10	6	5	14	5	4	2	3	5	0	0	

Goalkeepers		Saves / shots									
#	Surname and name	Tot.	%	9m	6m	Wing	7m	FB	Brk.	LD	
1	VILLA ARANGO Julian Alberto	15/35	43	5/9	0/4	5/10	2/3	2/4	1/5		
12	LOPEZ VELEZ Santiago	0/1	0				0/1				
TOTAL		15/36	42	5/9	0/4	5/10	2/4	2/4	1/5	0/0	

Coach: **Fernando Gonzalez Gutierrez**

Number of attacks: 57, Efficiency: 44%, Average Duration: 32,2 seconds

### Attack by type of defense

	Shots	9m	6m	Wing	TF	E7	E2
On def. 6-0	5/9	0/1	0/0	2/4	5	1	3
On def. 5-1	9/16	2/4	1/1	2/3	7	4	2
On def. 4-2	2/5	0/1	0/0	0/1	1	0	0
On def. press.	0/0	0/0	0/0	0/0	1	1	0
Fastbreak	2/2				0	0	0

### Defense by type

	Total	9m	6m	Wing	Stl.	C7	2m
Def. 6-0	5/10	2/2	1/1	0/3	3	2	1
Def. 5-1	12/22	2/8	3/3	5/9	2	2	3
Def. 4-2	0/1	0/1	0/0	0/0	0	0	1
Fastbreak	2/4				0	0	0

### Attack with goalkeeper out

	Attack				Reaction		
	Att.	Eff.	Shots	TF	FB	LD	Tot.
GK in	57	44%	25/42	14	2/4	0/0	2/4

GK out attack is counted if one part or whole attack was GK out

### Defense with opponent goalkeeper out

	Attack				Reaction		
	Att.	Eff.	Shots	TF	FB	LD	Tot.
GK out (7 on 6)	18	44%	8/12	4	0/0	1/1	1/1
GK out pl. super.	1	0%	0/1	0	0/0	0/0	0/0
GK in	37	35%	13/28	12	2/2	1/4	3/6

### Attack with player superiority/minority

	Attack				Reaction		
	Att.	Eff.	Shots	TF	FB	LD	Tot.
Superiority +2	2	50%	1/1	1	0/0	0/0	0/0
Superiority +1	11	55%	6/9	3	0/0	0/0	0/0
Normal	31	32%	10/22	8	1/2	0/0	1/2
Minority -1	10	60%	6/8	1	1/2	0/0	1/2

Player superiority counted at the end of attack (in case it changes during attack)

### Defense with player superiority/minority

	Attack				Reaction		
	Att.	Eff.	Shots	TF	FB	LD	Tot.
Minority -1	9	33%	3/8	2	0/0	1/2	1/2
Normal	34	35%	12/24	11	1/1	0/1	1/2
Superiority +1	9	33%	3/5	2	0/0	1/1	1/1
Superiority +2	1	100%	1/1	0	1/1	0/0	1/1

# Jersey number Tot. Total shooting 6m 6m (line) shooting 9m 9m shooting Wng. Wing shooting FB Fastbreak sh. 7m 7m penalty sh.  
Brk. Breakthrough sh. LD Long distance sh. As. Assists E7 Earned 7m pen. TF Technical Faults St. Steals 2m 2m punishments  
C7. Committed 7m E2 Earned 2m pun. YC. Yellow cards RC Red cards BC Blue cards Blk. Blocks S Starting Line-up



# IHF South and Central American Emerging Nations Ch

## Colombia (Palmira)

### Semifinal



Match Team Statistics  
Match No. 24

**Colombia 25 - 21 Peru**  
(12 - 10) (13 - 11)

27.10.2018. 16:00  
Attendance: 420  
Sports Center Pavillon Blanco

Referees: German Araujo (URU) / Nicolas Perdomo (URU)

### Shot distribution by player

2 D. Gonzalez Castano

		1/2
		0/1
1/1		2/2

3 J. Mira Diaz


1/1 lob

4 A. Restrepo Mejia

		1/1
	0/1	1/1

1 miss.

5 S. Mosquera Mayo

		1/1
2/3		1/1
1/1	1/1	

2 miss.

6 J. Florez Durango


7 J. Ramirez Escobar

		1/2
		1/1

8 J. Ramirez Alvarez


9 S. Rios Gallego

	1/1	

1 miss.

10 S. Bedoya Rivera

1/1	1/2	1/2
		0/2
	1/1	

1 post

11 C. Cardona Restrepo

0/1		1/1

13 C. Pineda Pardo

1/1		
	2/2	

1/1 lob

14 J. Hurtado Vergara


TOTAL

2/3	1/2	5/7
2/3	0/1	3/7
2/2	5/5	3/3

1 post 4 miss. 2/2 lob

### Saves distribution goalkeepers

1 J. Villa Arango

3/3	2/4	2/3
3/9		1/3
0/4	3/3	1/5

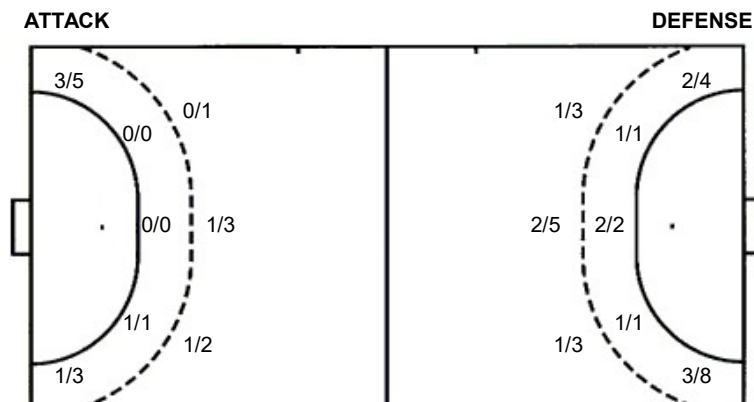
12 S. Lopez Velez

		0/1

TOTAL

3/3	2/4	2/3
3/9		1/4
0/4	3/3	1/5

### Shots by position



7m penalties 5/6  
Fastbreak 2/2  
Breakthrough 9/15  
Long dist. 2/5

7m penalties 2/4  
Fastbreak 2/4  
Breakthrough 4/6  
Long dist. 0/0

### Shooting statistics


Position	Goals	Sav.	Miss.	Post	Blk.	Total	%
Back (9m)	2	1	2	1	0	6	33
Line (6m)	1	0	0	0	0	1	100
Wing	4	4	0	0	0	8	50
7m penalties	5	0	1	0	0	6	83
Fastbreak	2	0	0	0	0	2	100
Breakthrough	9	5	1	0	0	15	60
<b>Total</b>	<b>23</b>	<b>10</b>	<b>4</b>	<b>1</b>	<b>0</b>	<b>38</b>	<b>61</b>



# IHF South and Central American Emerging Nations Ch

## Colombia (Palmira)

### Semifinal



Match Team Statistics

## Colombia 25 - 21 Peru

27.10.2018. 16:00

Match No. 24

(12 - 10) (13 - 11)

Attendance: 420

Sports Center Pavillon Blanco

Referees: German Araujo (URU) / Nicolas Perdomo (URU)

### Peru

#	Surname and name	S	Goals / shots								Attack			Def.			Penalties			TP					
			Tot.	%	9m	6m	Wing	7m	FB	Brk.	LD	As.	E7	E2	TF	St.	C7	Bk	YC		2m	RC	BC		
4	VELEZ LAZO Carlos Mauricio	S	2/2	100							2/2					1		1				3			43:20
8	GUTELIUS DIAZ Gianpierre Edson	S	5/6	83	1/2							1/1	3/3			1	3	6							43:34
9	TRELLES MALDONALDO Carlos Mauricio		2/7	29	0/3			1/1				0/1	1/2		1	2		4		1			1		50:45
10	ACUNA SEMINARIO Homero Manuel	S													1	1	1	1		2			1		32:17
15	CAMBORDA LEON Andre Jesus		0/1	0				0/1							2					1					10:19
16	LOPEZ FONSECA Percy Augusto																								3:31
18	LOPEZ NORIEGA Diego Roberto	S	3/7	43	2/5			1/1					0/1		2			2							39:19
19	ZERILLO VILLANUEVA Carlos Gianfranco	S	3/6	50	1/1			1/3				1/2							2			1			57:01
22	CORPUS RODRIGUEZ Johan Rusbel	S																							38:38
28	VICUNA HURTADO Fernando																								16:11
29	TRELLES MALDONALDO Giancarlo		3/5	60		3/3		0/2																	39:23
32	CHIARELLA CHIARELLA Giacarlo Norberto																								
33	BUITRON MARCET Fernando	S	3/7	43		1/1	2/6										3	1					1		45:42
69	ALVAREZ SALAS Ricardo Alejandro																								
Team / bench																									
UKUPNO			21/41	51	4/11	4/4	5/12	2/4	2/4	4/6	0/0	5	4	5	16	3	6	0	0	7	0	0			

#	Surname and name	Saves / shots								
		Tot.	%	9m	6m	Wing	7m	FB	Brk.	LD
22	CORPUS RODRIGUEZ Johan Rusbel	11/36	31	1/3	0/1	4/8	0/5	0/2	5/14	1/3
32	CHIARELLA CHIARELLA Giacarlo Norberto									
TOTAL		11/36	31	1/3	0/1	4/8	0/5	2/2	5/14	1/3

Coach: Ivan Fernando Bendezu Lopez

Number of attacks: 56, Efficiency: 38%, Average Duration: 31,6 seconds

### Attack by type of defense

	Shots	9m	6m	Wing	TF	E7	E2
On def. 6-0	5/10	2/2	1/1	0/3	6	2	1
On def. 5-1	12/22	2/8	3/3	5/9	9	2	3
On def. 4-2	0/1	0/1	0/0	0/0	1	0	1
Fastbreak	2/4				0	0	0

### Defense by type

	Total	9m	6m	Wing	Stl.	C7	2m
Def. 6-0	5/9	0/1	0/0	2/4	1	1	4
Def. 5-1	9/16	2/4	1/1	2/3	1	4	3
Def. 4-2	2/5	0/1	0/0	0/1	1	0	0
Def. press.	0/0	0/0	0/0	0/0	0	1	0
Fastbreak	2/2				0	0	0

### Attack with goalkeeper out

	Attack				Reaction		
	Att.	Eff.	Shots	TF	FB	LD	Tot.
GK out (7 on 6)	18	44%	8/12	4	0/0	1/1	1/1
GK out pl. minority	1	0%	0/1	0	0/0	0/0	0/0
GK in	37	35%	13/28	12	2/2	1/4	3/6

GK out attack is counted if one part or whole attack was GK out

### Defense with opponent goalkeeper out

	Attack				Reaction		
	Att.	Eff.	Shots	TF	FB	LD	Tot.
GK in	57	44%	25/42	14	2/4	0/0	2/4

### Attack with player superiority/minority

	Attack				Reaction		
	Att.	Eff.	Shots	TF	FB	LD	Tot.
Superiority +1	9	33%	3/8	2	0/0	1/2	1/2
Normal	34	35%	12/24	11	1/1	0/1	1/2
Minority -1	9	33%	3/5	2	0/0	1/1	1/1
Minority -2	1	100%	1/1	0	1/1	0/0	1/1

Player superiority counted at the end of attack (in case it changes during attack)

### Defense with player superiority/minority

	Attack				Reaction		
	Att.	Eff.	Shots	TF	FB	LD	Tot.
Minority -2	2	50%	1/1	1	0/0	0/0	0/0
Minority -1	11	55%	6/9	3	0/0	0/0	0/0
Normal	31	32%	10/22	8	1/2	0/0	1/2
Superiority +1	10	60%	6/8	1	1/2	0/0	1/2

# Jersey number Tot. Total shooting 6m 6m (line) shooting 9m 9m shooting Wng. Wing shooting FB Fastbreak sh. 7m 7m penalty sh.  
 Brk. Breakthrough sh. LD Long distance sh. As. Assists E7 Earned 7m pen. TF Technical Faults St. Steals 2m 2m punishments  
 C7. Committed 7m E2 Eearned 2m pun. YC. Yellow cards RC Red cards BC Blue cards Blk. Blocks S Starting Line-up



# IHF South and Central American Emerging Nations Ch

## Colombia (Palmira)

### Semifinal



Match Team Statistics  
Match No. 24

**Colombia 25 - 21 Peru**  
(12 - 10) (13 - 11)

27.10.2018. 16:00  
Attendance: 420  
Sports Center Pavillon Blanco

Referees: German Araujo (URU) / Nicolas Perdomo (URU)

### Shot distribution by player

4 C. Velez Lazo

		2/2

8 G. Gutelius Diaz

	1/2	
3/3		
		1/1

9 C. Trelles Maldonado

0/1		1/1
0/1		0/1
1/1		

2 miss.

10 H. Acuna Seminario


15 A. Camborda Leon

0/1		

16 P. Lopez Fonseca


18 D. Lopez Noriega

	0/1	0/1
1/1		1/1
	0/1	

1 miss. 1/1 lob

19 C. Zerillo Villanueva

0/1		
1/1		
1/1	0/1	1/1

1 miss.

28 F. Vicuna Hurtado


29 G. Trelles Maldonado

0/1		
2/2		1/2

33 F. Buitron Marcet

0/1	1/1	0/1
1/1		
	0/1	1/1

1 post

69 R. Alvarez Salas


**TOTAL**

0/3	2/4	1/3
6/9		3/4
4/4	0/3	4/5

1 post 4 miss. 1/1 lob

### Saves distribution goalkeepers

22 J. Corpus Rodriguez

1/3	2/3	2/7
1/3	1/1	4/7
0/2	0/5	0/3

32 G. Chiarella Chiarella

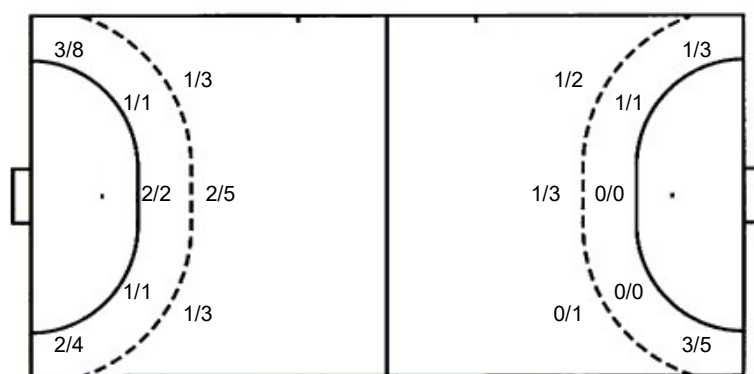

**TOTAL**

1/3	2/3	2/7
1/3	1/1	4/7
0/2	0/5	0/3

### Shots by position

ATTACK

DEFENSE



7m penalties 2/4  
Fastbreak 2/4  
Breakthrough 4/6  
Long dist. 0/0

7m penalties 5/6  
Fastbreak 2/2  
Breakthrough 9/15  
Long dist. 2/5

### Shooting statistics

Position	Goals	Sav.	Miss.	Post	Blk.	Total	%
Back (9m)	4	5	2	0	0	11	36
Line (6m)	4	0	0	0	0	4	100
Wing	5	5	1	1	0	12	42
7m penalties	2	2	0	0	0	4	50
Fastbreak	2	2	0	0	0	4	50
Breakthrough	4	1	1	0	0	6	67
<b>Total</b>	<b>21</b>	<b>15</b>	<b>4</b>	<b>1</b>	<b>0</b>	<b>41</b>	<b>51</b>

# Jersey number Tot. Total shooting 6m 6m (line) shooting 9m 9m shooting Wng. Wing shooting FB Fastbreak sh. 7m 7m penalty sh.  
Brk. Breakthrough sh. LD Long distance sh. As. Assists E7 Earned 7m pen. TF Technical Faults St. Steals 2m 2m punishments  
C7. Committed 7m E2 Earned 2m pun. YC. Yellow cards RC Red cards BC Blue cards Blk. Blocks S Starting Line-up