




IHF South and Central American Emerging Nations Ch

Colombia (Palmira)

Placement Match 5-8



Match Team Statistics

Honduras 30 - 39 Ecuador

27.10.2018. 12:00

Match No. 22

(18 - 18) (12 - 21)

Attendance:

Sports Center Pavillon Blanco

Referees: Edgar Amarilla Lopez (PAR) / Jose M. Rodriguez (PAR)

Honduras

#	Surname and name	S	Goals / shots								Attack			Def.			Penalties			TP				
			Tot.	%	9m	6m	Wing	7m	FB	Brk.	LD	As.	E7	E2	TF	St.	C7	Blk	YC		2m	RC	BC	
2	LÓPEZ LÓPEZ Walter Gerardo	S	3/5	60		2/4				1/1				2	1	6		2			1			51:48
5	GARCÍA PALACIOS Asler Yadir	S	6/8	75	2/3	1/1			1/2	2/2				10		3	4							57:34
6	VELÁZQUEZ OSEGUERA Victor Eduardo	S	2/3	67	1/1		0/1						1/1	1		3		1			1			36:33
7	SÁNCHEZ VILLANUEVA Ariel Alfredo		2/2	100		1/1	1/1									1								21:38
8	ORTEGA GALO Carlos David		2/5	40	0/1	0/1	1/2						1/1	1		4	2	1			2			21:45
9	GARCÍA ARTICA Adolfo Eli		5/6	83						4/4	1/2			2	1	1		1			1			26:23
10	AGUILAR MONCADA Percy Alejandro																							
11	RAUDALES MORENO Cristian Fernando		3/4	75		2/3				1/1						6	1	1						31:28
12	HERRERA ORTIZ Cristian Armando	S																						60:00
13	TORRES GARCÍA German Edgardo	S	7/9	78		3/4	2/2			2/3					1	1		1			2			33:51
16	MONCADA CÁCERES Oscar Adalid		0/2	0	0/1					0/1														13:19
17	CANTOR ORDONEZ Kevin Alejandro	S	0/3	0			0/1			0/2						4								44:04
22	REYES CRUZ Fredy David		0/1	0		0/1								3		2		1			1			12:44
25	CASTILLO RODRIGUEZ Dorian Steven	S																						8:53
Team / bench																								
UKUPNO			30/48	63	3/6	9/15	4/7	1/2	10/14	3/4	0/0	19	1	2	31	7	8	0	0	8	0	0		

Goalkeepers		Saves / shots									
#	Surname and name	Tot.	%	9m	6m	Wing	7m	FB	Brk.	LD	
12	HERRERA ORTIZ Cristian Armando	21/60	35	0/2	11/30	3/4	3/7	1/9	3/8		
25	CASTILLO RODRIGUEZ Dorian Steven										
TOTAL		21/60	35	0/2	11/30	3/4	3/7	1/9	3/8	0/0	

Coach:

Number of attacks: 79, Efficiency: 38%, Average Duration: 23,6 seconds

Attack by type of defense

	Shots	9m	6m	Wing	TF	E7	E2
On def. 6-0	7/11	1/2	2/4	3/4	7	0	1
On def. 5-1	12/21	2/4	7/11	1/3	24	1	1
Fastbreak	10/14				0	0	0

Defense by type

	Total	9m	6m	Wing	Stl.	C7	2m
Def. 6-0	26/45	2/2	18/32	1/4	2	8	8
Def. 5-1	1/3	0/0	1/2	0/0	5	0	0
Fastbreak	8/9				0	0	0

Attack with goalkeeper out

	Attack				Reaction		
	Att.	Eff.	Shots	TF	FB	LD	Tot.
GK in	79	38%	30/48	31	8/9	0/0	8/9

GK out attack is counted if one part or whole attack was GK out

Defense with opponent goalkeeper out

	Attack				Reaction		
	Att.	Eff.	Shots	TF	FB	LD	Tot.
GK in	78	50%	39/65	24	10/14	0/0	10/14

Attack with player superiority/minority

	Attack				Reaction		
	Att.	Eff.	Shots	TF	FB	LD	Tot.
Superiority +2	5	40%	2/3	1	1/1	0/0	1/1
Superiority +1	5	80%	4/5	0	0/0	0/0	0/0
Normal	42	36%	15/23	21	6/6	0/0	6/6
Minority -1	20	25%	5/10	9	1/2	0/0	1/2

Player superiority counted at the end of attack (in case it changes during attack)

Defense with player superiority/minority

	Attack				Reaction		
	Att.	Eff.	Shots	TF	FB	LD	Tot.
Minority -1	18	50%	9/19	5	2/3	0/0	2/3
Normal	43	51%	22/32	14	6/8	0/0	6/8
Superiority +1	6	33%	2/4	2	1/1	0/0	1/1
Superiority +2	4	50%	2/2	1	0/0	0/0	0/0

Jersey number Tot. Total shooting 6m 6m (line) shooting 9m 9m shooting Wng. Wing shooting FB Fastbreak sh. 7m 7m penalty sh.
 Brk. Breakthrough sh. LD Long distance sh. As. Assists E7 Earned 7m pen. TF Technical Faults St. Steals 2m 2m punishments
 C7. Committed 7m E2 Earned 2m pun. YC. Yellow cards RC Red cards BC Blue cards Blk. Blocks S Starting Line-up



IHF South and Central American Emerging Nations Ch

Colombia (Palmira)

Placement Match 5-8



Match Team Statistics
Match No. 22

Honduras 30 - 39 Ecuador
(18 - 18) (12 - 21)

27.10.2018. 12:00
Attendance:
Sports Center Pavillon Blanco

Referees: Edgar Amarilla Lopez (PAR) / Jose M. Rodriguez (PAR)

Shot distribution by player

2 W. López López

		0/1
1/1	1/1	1/1

1 miss.

5 A. García Palacios

0/1		
1/1		0/1
3/3		2/2

6 V. Velázquez Oseguera

		2/2

1 miss.

7 A. Sánchez Villanueva

		1/1
1/1		

1 post

8 C. Ortega Galo

	0/1	
		1/2
		1/1

1 post

9 A. García Artica

		1/1
1/1		3/3

1 miss.

10 P. Aguilar Moncada

11 C. Raudales Moreno

	0/1	
2/2	1/1	

13 G. Torres García

2/2		
2/2	1/1	2/3

1 post

16 O. Moncada Cáceres

0/1		

1 miss.

17 K. Cantor Ordóñez

	0/1	
0/1		

1 post

22 F. Reyes Cruz

	0/1	

TOTAL

0/1	0/2	
3/4	0/2	3/6
10/11	3/3	11/12

3 post 4 miss.

Saves distribution goalkeepers

12 C. Herrera Ortiz

1/2	2/2	0/1
8/13	4/5	4/18
0/8	1/2	1/8

25 D. Castillo Rodríguez

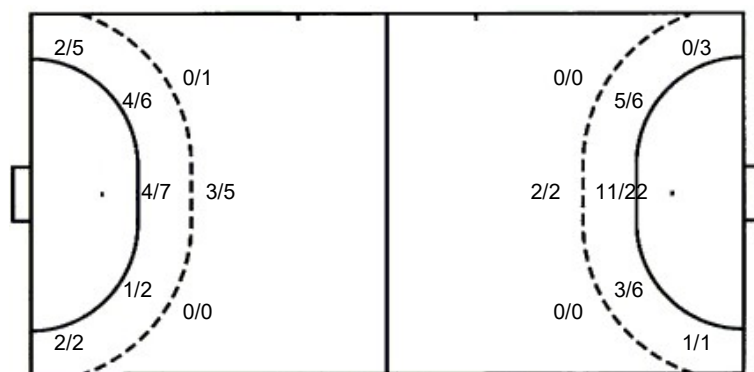
TOTAL

1/2	2/2	0/1
8/13	4/5	4/18
0/8	1/2	1/8

Shots by position

ATTACK

DEFENSE



Shooting statistics

Position	Goals	Sav.	Miss.	Post	Blk.	Total	%
Back (9m)	3	2	1	0	0	6	50
Line (6m)	9	5	1	0	0	15	60
Wing	4	1	1	1	0	7	57
7m penalties	1	1	0	0	0	2	50
Fastbreak	10	2	0	2	0	14	71
Breakthrough	3	0	1	0	0	4	75
Total	30	11	4	3	0	48	63

7m penalties 1/2
Fastbreak 10/14
Breakthrough 3/4
Long dist. 0/0


7m penalties 4/8
Fastbreak 8/9
Breakthrough 5/8
Long dist. 0/0



IHF South and Central American Emerging Nations Ch

Colombia (Palmira)

Placement Match 5-8



Match Team Statistics

Honduras 30 - 39 Ecuador

27.10.2018. 12:00

Match No. 22

(18 - 18) (12 - 21)

Attendance:

Sports Center Pavillon Blanco

Referees: Edgar Amarilla Lopez (PAR) / Jose M. Rodriguez (PAR)

Ecuador

#	Surname and name	S	Goals / shots								Attack				Def.			Penalties			TP		
			Tot.	%	9m	6m	Wing	7m	FB	Brk.	LD	As.	E7	E2	TF	St.	C7	Bk	YC	2m		RC	BC
1	CARDENAS CHAVEZ Mauro Miguel																						3:27
3	PANTALEÓN OVIEDO Isaias Daniel	S	6/7	86		3/4				1/1	2/2			2		1	2						36:33
4	CORNEJO CAICEDO Luis Antonio	S																					19:11
5	QUINTERO PINCAY Ronny Benigno		1/4	25		0/2			0/1	1/1						3	1				1	1	31:05
6	BAJANA ZAMBRANO Joseph Daniel	S	2/6	33		2/6									1	1	3					1	19:26
7	LITARDO SOSA Gerdy Elky	S	11/17	65		6/9			2/5	1/1	2/2			4	3	2	1	3	1			1	56:03
8	DOMINGUEZ GALARZA Jefferson Ricardo		3/3	100	1/1	1/1				1/1					1		1	1				1	17:58
9	QUINONEZ AYOVI Eduardo Marconi		1/5	20		1/2					0/3			2			2						15:00
10	RAMOS MOLINA Franco Benjamín	S	4/8	50		2/4	0/1			2/3				3		1	5		1				55:18
11	MURILLO CEDENO Ronald Alfonso	S	5/5	100	1/1	1/1	1/1	2/2						4	1	1	1						54:13
12	BUNAY CANTOS Victor Josué	S															1	1					46:01
13	CRUZ TRIVINO Stephano Amado		5/9	56		3/5	0/2			2/2					1	1	2					1	38:37
14	NAVARRO ANDRADE Axel Alexandre		1/1	100											1	1	3						14:09
16	CAMPANA LOPEZ Dominick Nahim																						12:59
Team / bench																							
UKUPNO			39/65	60	2/2	19/34	1/4	4/8	8/9	5/8	0/0	15	8	8	24	6	2	0	1	5	0	0	

#	Surname and name	Saves / shots								
		Tot.	%	9m	6m	Wing	7m	FB	Brk.	LD
1	CARDENAS CHAVEZ Mauro Miguel	1/4	25		0/1	0/1	1/1		0/1	
12	BUNAY CANTOS Victor Josué	6/27	22	1/3	3/10	1/3	0/1	1/8	0/2	
16	CAMPANA LOPEZ Dominick Nahim	4/10	40	1/2	2/3	0/1		1/4		
TOTAL		11/41	27	2/5	5/14	1/5	1/2	3/12	0/3	0/0

Coach: Josue Elias Guiracocha Arriciaga

Number of attacks: 78, Efficiency: 50%, Average Duration: 22,1 seconds

Attack by type of defense

	Shots	9m	6m	Wing	TF	E7	E2
On def. 6-0	26/45	2/2	18/32	1/4	23	8	8
On def. 5-1	1/3	0/0	1/2	0/0	1	0	0
Fastbreak	8/9				0	0	0

Defense by type

	Total	9m	6m	Wing	Stl.	C7	2m
Def. 6-0	7/11	1/2	2/4	3/4	6	0	2
Def. 5-1	12/21	2/4	7/11	1/3	0	2	3
Fastbreak	10/14				0	0	0

Attack with goalkeeper out

	Attack				Reaction		
	Att.	Eff.	Shots	TF	FB	LD	Tot.
GK in	78	50%	39/65	24	10/14	0/0	10/14

GK out attack is counted if one part or whole attack was GK out

Defense with opponent goalkeeper out

	Attack				Reaction		
	Att.	Eff.	Shots	TF	FB	LD	Tot.
GK in	79	38%	30/48	31	8/9	0/0	8/9

Attack with player superiority/minority

	Attack				Reaction		
	Att.	Eff.	Shots	TF	FB	LD	Tot.
Superiority +1	18	50%	9/19	5	2/3	0/0	2/3
Normal	43	51%	22/32	14	6/8	0/0	6/8
Minority -1	6	33%	2/4	2	1/1	0/0	1/1
Minority -2	4	50%	2/2	1	0/0	0/0	0/0

Player superiority counted at the end of attack (in case it changes during attack)

Defense with player superiority/minority

	Attack				Reaction		
	Att.	Eff.	Shots	TF	FB	LD	Tot.
Minority -2	5	40%	2/3	1	1/1	0/0	1/1
Minority -1	5	80%	4/5	0	0/0	0/0	0/0
Normal	42	36%	15/23	21	6/6	0/0	6/6
Superiority +1	20	25%	5/10	9	1/2	0/0	1/2

Jersey number Tot. Total shooting 6m 6m (line) shooting 9m 9m shooting Wng. Wing shooting FB Fastbreak sh. 7m 7m penalty sh.
 Brk. Breakthrough sh. LD Long distance sh. As. Assists E7 Earned 7m pen. TF Technical Faults St. Steals 2m 2m punishments
 C7. Committed 7m E2 Earned 2m pun. YC. Yellow cards RC Red cards BC Blue cards Blk. Blocks S Starting Line-up



IHF South and Central American Emerging Nations Ch

Colombia (Palmira)

Placement Match 5-8



Match Team Statistics

Match No. 22

Honduras 30 - 39 Ecuador

(18 - 18) (12 - 21)

27.10.2018. 12:00

Attendance:

Sports Center Pavillon Blanco

Referees: Edgar Amarilla Lopez (PAR) / Jose M. Rodriguez (PAR)

Shot distribution by player

3 I. Pantaleón Oviedo

1/1		2/2
1/1	0/1	2/2

4 L. Cornejo Caicedo

5 R. Quintero Pincay

	0/1	
1/2		0/1

6 J. Bajana Zambrano

	0/1	1/2
1/1		

2 miss.

7 G. Litardo Sosa

0/1	0/1	
1/3		6/7
1/1		2/2

1 post 1/1 lob

8 J. Dominguez Galarza

1/1		1/1
1/1		

9 E. Quinonez Ayovi

0/2		
		1/2

1 miss.

10 F. Ramos Molina

1/2	0/1	2/3
1/1		

1 post

11 R. Murillo Cedeno

1/1		1/1
		1/1
1/1		1/1

13 S. Cruz Trivino

0/2	1/3	1/1
1/1	1/1	1/1

14 A. Navarro Andrade

1/1		

TOTAL

1/2	0/2	1/1
5/13	1/5	14/18
8/8	1/2	7/8

2 post 3 miss. 1/1 lob

Saves distribution goalkeepers

1 M. Cardenas Chavez

1/1		
0/2		0/1

12 V. Bunay Cantos

	2/2	
0/3	1/1	1/3
1/7	0/2	1/9

16 D. Campana Lopez

1/1	1/1	2/3
0/2	0/1	0/2

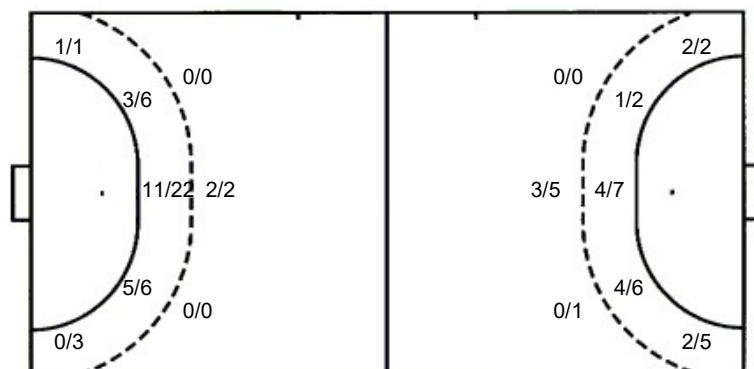
TOTAL

1/1	2/2	
1/4	2/2	3/6
1/11	0/3	1/12

Shots by position

ATTACK

DEFENSE



7m penalties 4/8

Fastbreak 8/9

Breakthrough 5/8

Long dist. 0/0

7m penalties 1/2

Fastbreak 10/14

Breakthrough 3/4

Long dist. 0/0

Shooting statistics

Position	Goals	Sav.	Miss.	Post	Blk.	Total	%
Back (9m)	2	0	0	0	0	2	100
Line (6m)	19	11	3	1	0	34	56
Wing	1	3	0	0	0	4	25
7m penalties	4	3	0	1	0	8	50
Fastbreak	8	1	0	0	0	9	89
Breakthrough	5	3	0	0	0	8	63
Total	39	21	3	2	0	65	60