




# IHF South and Central American Emerging Nations Ch

## Colombia (Palmira)

### Group A



Match Team Statistics

**Paraguay 32 - 35 Costa Rica**  
(15 - 18) (17 - 17)

24.10.2018. 12:00

Match No. 12

Attendance: 250

Sports Center Pavillon Blanco

Referees: Daniel Magalhaes (BRA) / Thiago Da Silva (BRA)

## Paraguay

#	Surname and name	S	Goals / shots								Attack			Def.			Penalties			TP			
			Tot.	%	9m	6m	Wing	7m	FB	Brk.	LD	As.	E7	E2	TF	St.	C7	Blk	YC		2m	RC	BC
1	PARZAJUK Christian	S																					46:21
2	MARTINEZ Sebastian		0/1	0	0/1																	1	13:39
3	MELGAREJO Diego		6/10	60	2/2	3/6	0/1	1/1														1	27:56
4	ALONSO Juan	S	4/7	57	1/2	0/1	3/4															1	53:43
5	GARCETE Igor	S	7/10	70	3/3	3/6																	55:19
6	SANDOVAL Carlos	S	3/6	50		1/1	0/1																42:11
7	AGUILERA Adrian																						17:49
8	BENITEZ Guillermo	S	1/1	100		1/1																	35:30
9	SAMANIEGO Carlos		2/2	100																			25:35
10	DUARTE Alexi		2/3	67		1/2																	31:50
11	GIMENEZ Guillermo		4/4	100	1/1	1/1	1/1																25:38
12	CANTALUPI Didier	S	3/3	100		3/3																	8:22
13	MORINIGO Alvaro	S																					32:40
14	TORES Nicolas																						3:27
Team / bench																							
UKUPNO			32/47	68	7/9	13/21	4/7	1/1	5/6	2/3	0/0	16	0	1	16	5	5	2	3	10	0	0	

Goalkeepers		Saves / shots									
#	Surname and name	Tot.	%	9m	6m	Wing	7m	FB	Brk.	LD	
1	PARZAJUK Christian	10/39	26	0/3	8/20	2/8	0/2	0/5	0/1		
2	MARTINEZ Sebastian	3/9	33	0/1	2/3	0/1	1/3	0/1			
TOTAL		13/48	27	0/4	10/23	2/9	1/5	0/6	0/1	0/0	

Coach: Victor Figueredo

Number of attacks: 68, Efficiency: 47%, Average Duration: 18,7 seconds

## Attack by type of defense

	Shots	9m	6m	Wing	TF	E7	E2
On def. 6-0	25/39	7/9	13/21	4/7	16	0	1
On def. 5-1	1/1	0/0	0/0	0/0	0	0	0
Fastbreak	5/6				0	0	0

## Defense by type

	Total	9m	6m	Wing	Stl.	C7	2m
Def. 6-0	16/25	2/4	9/13	4/7	4	2	6
Def. 5-1	2/4	0/0	1/3	1/1	0	1	1
Def. 3-3	7/13	2/2	3/9	2/2	1	2	3
Fastbreak	6/6				0	0	0

## Attack with goalkeeper out

	Attack				Reaction		
	Att.	Eff.	Shots	TF	FB	LD	Tot.
GK in	68	47%	32/47	16	6/6	0/0	6/6

GK out attack is counted if one part or whole attack was GK out

## Defense with opponent goalkeeper out

	Attack				Reaction		
	Att.	Eff.	Shots	TF	FB	LD	Tot.
GK in	68	51%	35/53	18	5/6	0/0	5/6

## Attack with player superiority/minority

	Attack				Reaction		
	Att.	Eff.	Shots	TF	FB	LD	Tot.
Normal	38	47%	18/27	8	5/5	0/0	5/5
Minority -1	22	55%	12/17	5	1/1	0/0	1/1
Minority -2	3	0%	0/0	1	0/0	0/0	0/0

Player superiority counted at the end of attack (in case it changes during attack)

## Defense with player superiority/minority

	Attack				Reaction		
	Att.	Eff.	Shots	TF	FB	LD	Tot.
Minority -2	3	33%	1/2	1	0/0	0/0	0/0
Minority -1	21	52%	11/16	4	1/2	0/0	1/2
Normal	37	51%	19/28	13	4/4	0/0	4/4
Superiority +1	1	100%	1/1	0	0/0	0/0	0/0

# Jersey number Tot. Total shooting 6m 6m (line) shooting 9m 9m shooting Wng. Wing shooting FB Fastbreak sh. 7m 7m penalty sh.  
 Brk. Breakthrough sh. LD Long distance sh. As. Assists E7 Earned 7m pen. TF Technical Faults St. Steals 2m 2m punishments  
 C7. Committed 7m E2 Eearned 2m pun. YC. Yellow cards RC Red cards BC Blue cards Blk. Blocks S Starting Line-up



# IHF South and Central American Emerging Nations Ch

## Colombia (Palmira)

### Group A



Match Team Statistics  
Match No. 12

**Paraguay 32 - 35 Costa Rica**  
(15 - 18) (17 - 17)

24.10.2018. 12:00  
Attendance: 250  
Sports Center Pavillon Blanco

Referees: Daniel Magalhaes (BRA) / Thiago Da Silva (BRA)

### Shot distribution by player

**3 D. Melgarejo**

1/1		
1/2		3/3
0/1	1/1	0/1

1 post

**4 J. Alonso**

1/1		2/2
0/2		1/1

1 miss.

**5 I. Garcete**

2/3		1/1
2/2		
		2/2

1 post 1 miss.

**6 C. Sandoval**

		0/1
0/1	0/1	2/2
		1/1

**7 A. Aguilera**


**8 G. Benitez**

	1/1	

**9 C. Samaniego**

1/1		
		1/1

**10 A. Duarte**

		0/1
1/1	1/1	

**11 G. Gimenez**

1/1		
1/1		1/1
		1/1

**12 D. Cantalupi**

1/1		1/1
		1/1

**13 A. Morinigo**


**14 N. Tores**


**TOTAL**

6/7		3/5
5/9	0/1	9/9
1/2	3/3	5/6

2 post 2 miss.

### Saves distribution goalkeepers

**1 C. Parzajuk**

1/2		
2/8	2/2	3/11
1/4	0/1	1/9

**2 S. Martinez**

		3/5
0/1	0/1	

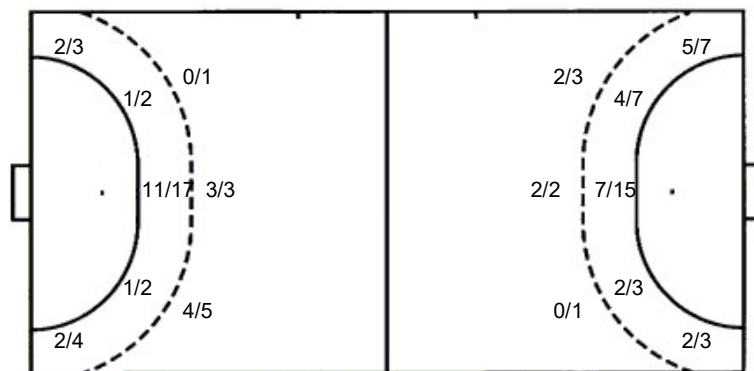
**TOTAL**

1/2		
2/8	2/2	6/16
1/5	0/2	1/9

### Shots by position

**ATTACK**

**DEFENSE**



7m penalties 1/1  
Fastbreak 5/6  
Breakthrough 2/3  
Long dist. 0/0

7m penalties 4/5  
Fastbreak 6/6  
Breakthrough 1/1  
Long dist. 0/0

### Shooting statistics

Position	Goals	Sav.	Miss.	Post	Blk.	Total	%
Back (9m)	7	1	0	1	0	9	78
Line (6m)	13	6	1	1	0	21	62
Wing	4	1	1	1	0	7	57
7m penalties	1	0	0	0	0	1	100
Fastbreak	5	1	0	0	0	6	83
Breakthrough	2	1	0	0	0	3	67
<b>Total</b>	<b>32</b>	<b>10</b>	<b>2</b>	<b>3</b>	<b>0</b>	<b>47</b>	<b>68</b>


# Jersey number Tot. Total shooting 6m 6m (line) shooting 9m 9m shooting Wng. Wing shooting FB Fastbreak sh. 7m 7m penalty sh.  
Brk. Breakthrough sh. LD Long distance sh. As. Assists E7 Earned 7m pen. TF Technical Faults St. Steals 2m 2m punishments  
C7. Committed 7m E2 Earned 2m pun. YC. Yellow cards RC Red cards BC Blue cards Blk. Blocks S Starting Line-up



# IHF South and Central American Emerging Nations Ch

## Colombia (Palmira)

### Group A



Match Team Statistics

**Paraguay 32 - 35 Costa Rica**  
(15 - 18) (17 - 17)

24.10.2018. 12:00

Match No. 12

Attendance: 250

Sports Center Pavillon Blanco

Referees: Daniel Magalhaes (BRA) / Thiago Da Silva (BRA)

## Costa Rica

#	Surname and name	S	Goals / shots								Attack				Def.			Penalties			TP			
			Tot.	%	9m	6m	Wing	7m	FB	Brk.	LD	As.	E7	E2	TF	St.	C7	Blk	YC	2m		RC	BC	
1	SOLANO AMADOR Román																						2:18	
2	VILLEGAS MAYORGA Daniel Ricardo	S	3/3	100		1/1	1/1		1/1					3			2						47:51	
3	VIDAL VINDAS Jorge Daniel																						0:05	
4	MOLINA OROZCO Jose Rodrigo	S	4/8	50	1/2	1/3	1/2			1/1				2	2	2	2				1		60:00	
5	OBANDO VARGAS Freddy Steven	S	8/10	80		2/2	4/6			2/2				2		1	2				1		60:00	
6	ARROYO ZÚNIGA Daniel		3/3	100				1/1	2/2							1							12:17	
7	MOLINA OROZCO David Leonardo	S	3/7	43	1/2	2/5								2		4							37:08	
8	MARCHENA PORTILLA Hugo Ramberl		2/4	50		1/3				1/1					1		3						16:59	
9	HIDALGO OBREGON Jose Gerardo	S	7/11	64	1/1	3/6			2/3	1/1						1	2				1		51:39	
10	BARAHONA SMITH Keyht Anthony		0/1	0		0/1									1								8:21	
11	DE LA PENA HAMBLIN Rafael Nakya	S												2			2						28:14	
12	ARIAS SOLANO Bryan Yamal		5/6	83	1/1	3/4				1/1				1	1	2							25:29	
13	GUTIERREZ MARTINEZ Justin Mauricio															1	1						11:57	
16	RUIZ DUARTE Jefferson	S												2			1	1					57:42	
	Team / bench																							
	UKUPNO		35/53	66	4/6	13/25	7/10	4/5	6/6	1/1	0/0			14	5	8	18	2	0	0	2	1	0	0

Goalkeepers		Saves / shots									
#	Surname and name	Tot.	%	9m	6m	Wing	7m	FB	Brk.	LD	
1	SOLANO AMADOR Román	0/2	0	0/1					0/1		
16	RUIZ DUARTE Jefferson	10/40	25	1/7	6/19	1/5	0/1	1/6	1/2		
	TOTAL	10/42	24	1/8	6/19	1/5	0/1	1/6	1/3	0/0	

Coach: Junior Mata Gonzalez

Number of attacks: 68, Efficiency: 51%, Average Duration: 34,2 seconds

### Attack by type of defense

	Shots	9m	6m	Wing	TF	E7	E2
On def. 6-0	16/25	2/4	9/13	4/7	8	2	5
On def. 5-1	2/4	0/0	1/3	1/1	2	1	0
On def. 3-3	7/13	2/2	3/9	2/2	8	2	3
Fastbreak	6/6				0	0	0

### Defense by type

	Total	9m	6m	Wing	Stl.	C7	2m
Def. 6-0	25/39	7/9	13/21	4/7	0	0	1
Def. 5-1	1/1	0/0	0/0	0/0	0	0	0
Def. 3-3	0/0	0/0	0/0	0/0	2	0	0
Fastbreak	5/6				0	0	0

### Attack with goalkeeper out

	Attack				Reaction		
	Att.	Eff.	Shots	TF	FB	LD	Tot.
GK in	68	51%	35/53	18	5/6	0/0	5/6

GK out attack is counted if one part or whole attack was GK out

### Defense with opponent goalkeeper out

	Attack				Reaction		
	Att.	Eff.	Shots	TF	FB	LD	Tot.
GK in	68	47%	32/47	16	6/6	0/0	6/6

### Attack with player superiority/minority

	Attack				Reaction		
	Att.	Eff.	Shots	TF	FB	LD	Tot.
Superiority +2	3	33%	1/2	1	0/0	0/0	0/0
Superiority +1	21	52%	11/16	4	1/2	0/0	1/2
Normal	37	51%	19/28	13	4/4	0/0	4/4
Minority -1	1	100%	1/1	0	0/0	0/0	0/0

Player superiority counted at the end of attack (in case it changes during attack)

### Defense with player superiority/minority

	Attack				Reaction		
	Att.	Eff.	Shots	TF	FB	LD	Tot.
Normal	38	47%	18/27	8	5/5	0/0	5/5
Superiority +1	22	55%	12/17	5	1/1	0/0	1/1
Superiority +2	3	0%	0/0	1	0/0	0/0	0/0


# Jersey number Tot. Total shooting 6m 6m (line) shooting 9m 9m shooting Wng. Wing shooting FB Fastbreak sh. 7m 7m penalty sh.  
 Brk. Breakthrough sh. LD Long distance sh. As. Assists E7 Earned 7m pen. TF Technical Faults St. Steals 2m 2m punishments  
 C7. Committed 7m E2 Earned 2m pun. YC. Yellow cards RC Red cards BC Blue cards Blk. Blocks S Starting Line-up



# IHF South and Central American Emerging Nations Ch

## Colombia (Palmira)

### Group A



Match Team Statistics  
Match No. 12

**Paraguay 32 - 35 Costa Rica**  
(15 - 18) (17 - 17)

24.10.2018. 12:00  
Attendance: 250  
Sports Center Pavillon Blanco

Referees: Daniel Magalhaes (BRA) / Thiago Da Silva (BRA)

### Shot distribution by player

2 D. Villegas Mayorga

		1/1
	1/1	

1/1 lob

3 J. Vidal Vindas


4 J. Molina Orozco

2/3	0/1	
1/1		1/1

2 block

5 F. Obando Vargas

1/1		1/2
0/1	1/1	2/2

3/3 lob

6 D. Arroyo Zúniga

		2/2
		1/1

7 D. Molina Orozco

1/2		
1/1	0/1	1/1

1 post 1 miss.

8 H. Marchena Portilla

		2/2
		0/1

1 block

9 J. Hidalgo Obregon

1/2		2/5
3/3		1/1

10 K. Barahona Smith

		0/1

11 R. De La Pena Hamblin


12 B. Arias Solano

1/1		1/2
		3/3

13 J. Gutierrez Martinez


16 J. Ruiz Duarte


TOTAL

1/2		
6/8	0/2	10/16
4/5	2/2	8/9

1 post 1 miss. 3 block 4/4 lob

### Saves distribution goalkeepers

1 R. Solano Amador

0/1		
		0/1

16 J. Ruiz Duarte

1/6		2/5
4/9	1/1	0/9
1/2	0/3	1/5

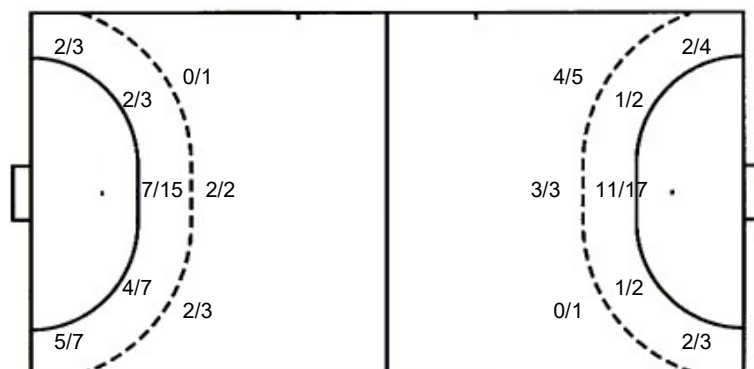
TOTAL

1/7		2/5
4/9	1/1	0/9
1/2	0/3	1/6

### Shots by position

ATTACK

DEFENSE



7m penalties 4/5  
Fastbreak 6/6  
Breakthrough 1/1  
Long dist. 0/0

7m penalties 1/1  
Fastbreak 5/6  
Breakthrough 2/3  
Long dist. 0/0

### Shooting statistics

Position	Goals	Sav.	Miss.	Post	Blk.	Total	%
Back (9m)	4	0	0	1	1	6	67
Line (6m)	13	10	1	0	1	25	52
Wing	7	2	0	0	1	10	70
7m penalties	4	1	0	0	0	5	80
Fastbreak	6	0	0	0	0	6	100
Breakthrough	1	0	0	0	0	1	100
<b>Total</b>	<b>35</b>	<b>13</b>	<b>1</b>	<b>1</b>	<b>3</b>	<b>53</b>	<b>66</b>

# Jersey number  
Brk. Breakthrough sh.  
C7. Committed 7m  
Tot. Total shooting  
LD Long distance sh.  
E2 Earned 2m pun.  
6m 6m (line) shooting  
As. Assists  
YC. Yellow cards  
9m 9m shooting  
E7 Earned 7m pen.  
RC Red cards  
Wng. Wing shooting  
TF Technical Faults  
BC Blue cards  
FB Fastbreak sh.  
St. Steals  
Blk. Blocks  
7m 7m penalty sh.  
2m 2m punishments  
S Starting Line-up