

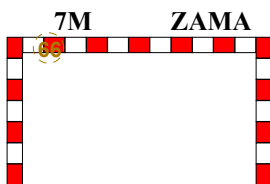
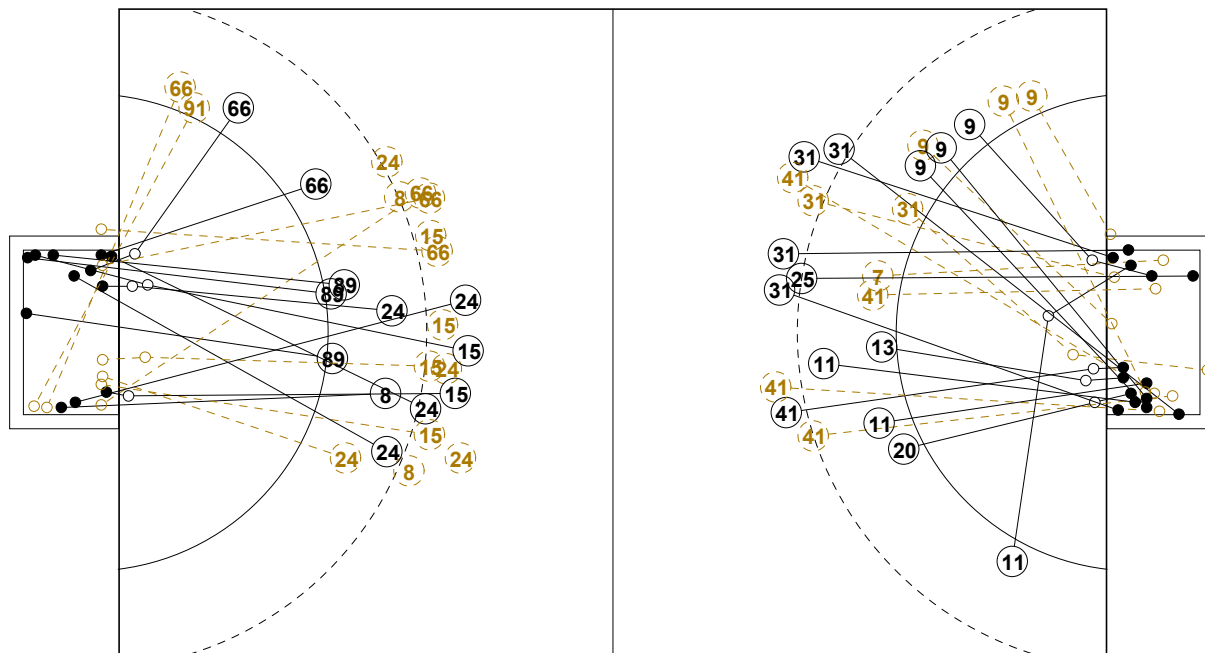


2012 IHF SUPER GLOBE IN QATAR PICTORIAL MATCH STATISTICS

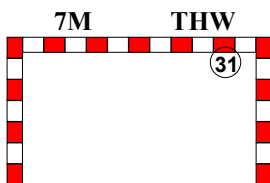
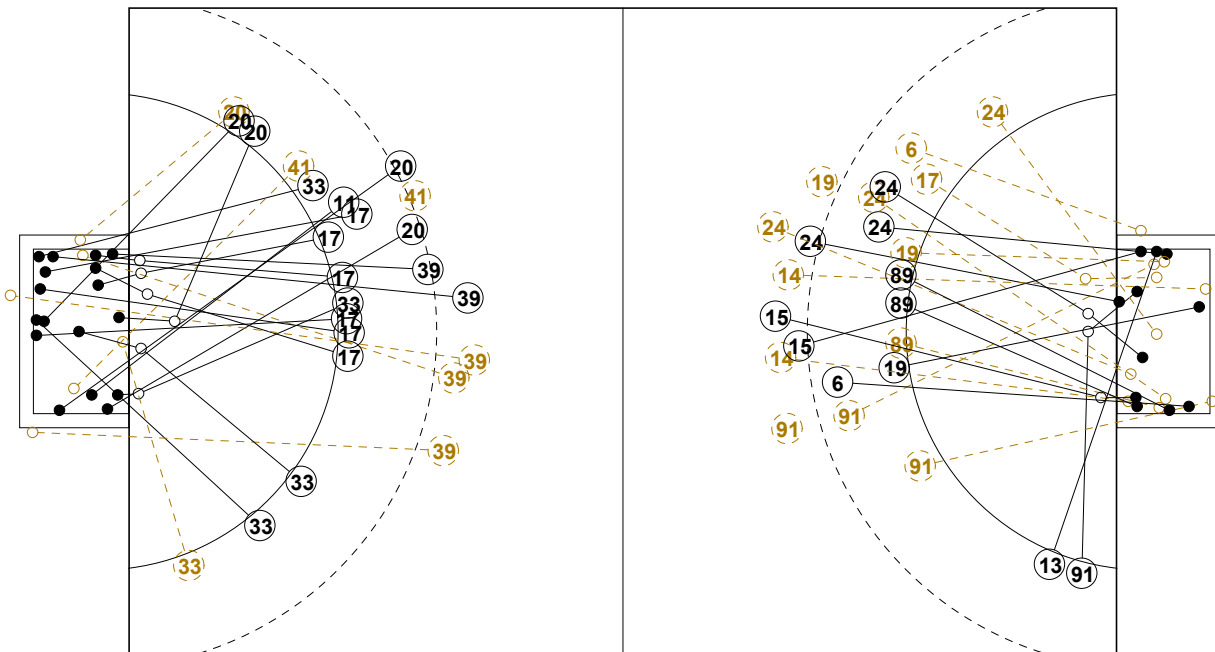
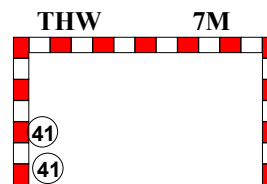
ROUND 4

MATCH 16

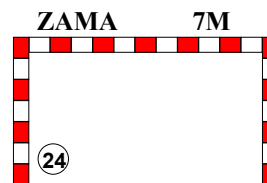
120827016-21-1/1



1st Half
12 : 16



2nd Half
34 : 24





2012 IHF SUPER GLOBE IN QATAR

INDV/TEAM MATCH STATISTICS

OFFICIAL
HANDBALL
MEN

SEMI-FINAL
ROUND 4

GROUP X
MATCH 16

120827016-14-1/2
AL Gharafa sports hall
31/08/2012 20:30

| No. | Name | Field Shot | Line Shot | Wing Shot | Fast Brk. | Brk. Thr. | Free Thr. | 7m Thr. | Total | Rate % | ASST. | ERR. | WAR. | 2' | D+DR | TIME |
|------------------------|------------------|------------|-----------|-----------|-----------|-----------|-----------|---------|-------|--------|-------|------|------|----|------|----------|
| THW KIEL (THW) | | | | | | | | | | | | | | | | |
| <i>(COURT PLAYER)</i> | | | | | | | | | | | | | | | | |
| 1 | OMEYER Thierry | | | | | | | | | 0.0% | 1 | 1 | | | | 00:39:08 |
| 7 | HANSEN Rene Toft | | 0/1 | | | | | | 0/1 | 0.0% | | 1 | | | | 00:23:22 |
| 9 | SIGURDSSON G. | | | 0/1 | 3/5 | | | | 3/6 | 50.0% | | 1 | | | | 00:30:00 |
| 11 | SPRENGER C. | | | 1/1 | 3/3 | | | | 4/4 | 100% | | | | | | 00:49:09 |
| 12 | PALICKA Andreas | | | | | | | | | 0.0% | | | | | | 00:20:52 |
| 13 | AHLM Marcus | | 1/1 | | | | | | 1/1 | 100% | 1 | | | 1 | | 00:15:37 |
| 17 | WIENCEK Partick | | 4/4 | | 2/2 | | | | 6/6 | 100% | | 1 | | 1 | | 00:14:52 |
| 20 | ZEITZ Christian | 2/2 | | 2/3 | | 1/1 | | | 5/6 | 83.3% | 1 | 1 | 1 | | | 00:36:36 |
| 24 | PALMARSSON Aron | | | | | | | | | 0.0% | | | | | | 00:00:00 |
| 25 | NARCISSE Daniel | | | | 1/1 | | | | 1/1 | 100% | 1 | 1 | 1 | | | 00:39:14 |
| 31 | ILIC Momir | 3/3 | | | 1/2 | 0/1 | | 1/1 | 5/7 | 71.4% | 1 | 2 | | | | 00:50:43 |
| 33 | KLEIN Dominik | | 1/1 | 1/2 | 2/2 | | | | 4/5 | 80.0% | 1 | 1 | | | | 00:30:00 |
| 39 | JICHA Filip | 1/4 | | | 1/1 | | | | 2/5 | 40.0% | 1 | 1 | 1 | | | 00:30:00 |
| 41 | VUJIN Marko | 1/4 | 0/1 | | 0/2 | | | 2/2 | 3/9 | 33.3% | 4 | | | | | 00:35:39 |
| Total | | 7/13 | 6/8 | 4/7 | 13/18 | 1/2 | | 3/3 | 34/51 | 66.7% | 11 | 10 | 3 | 2 | | |
| <i>(GOALKEEPER)</i> | | | | | | | | | | | | | | | | |
| 1 | OMEYER Thierry | 4/7 | 1/4 | 3/4 | 0/3 | 1/3 | 1/2 | | 10/23 | 43.5% | 1 | 1 | | | | 00:39:08 |
| 12 | PALICKA Andreas | 3/7 | 2/5 | 0/1 | 0/1 | 1/2 | | 0/1 | 6/17 | 35.3% | | | | | | 00:20:52 |
| Total | | 7/14 | 3/9 | 3/5 | 0/4 | 2/5 | 1/2 | 0/1 | 16/40 | 40.0% | 1 | 1 | | | | |

COURT PLAYER: GOALS/SHOTS

GOALKEEPER: SAVED/SHOTS

| TEAM TOTALS | GOALS | SAVED | MISSED | POST | BLOCKED | TOTAL | RATE(%) |
|--------------|-------|-------|--------|------|---------|-------|---------|
| Field Shot | 7 | 3 | 2 | | 1 | 13 | 53.8% |
| Line Shot | 6 | 2 | | | | 8 | 75.0% |
| Wing Shot | 4 | 2 | | 1 | | 7 | 57.1% |
| Fastbreak | 13 | 4 | | 1 | | 18 | 72.2% |
| Breakthrough | 1 | | | 1 | | 2 | 50.0% |
| Free Throw | | | | | | | 0.0% |
| 7M-Throw | 3 | | | | | 3 | 100.0% |



2012 IHF SUPER GLOBE IN QATAR

INDV/TEAM MATCH STATISTICS

OFFICIAL
HANDBALL
MEN

SEMI-FINAL
ROUND 4

GROUP X
MATCH 16

120827016-14-2/2
AL Gharafa sports hall
31/08/2012 20:30

| No. | Name | Field Shot | Line Shot | Wing Shot | Fast Brk. | Brk. Thr. | Free Thr. | 7m Thr. | Total | Rate % | ASST. | ERR. | WAR. | 2' | D+DR | TIME |
|-------------------------|------------------|------------|-----------|-----------|-----------|-----------|-----------|---------|-------|--------|-------|------|------|----|------|----------|
| AL-ZAMALEK(ZAMA) | | | | | | | | | | | | | | | | |
| <i>(COURT PLAYER)</i> | | | | | | | | | | | | | | | | |
| 1 | MAHMOUD Mohamed | | | | | | | | | 0.0% | | | | | | 00:00:00 |
| 6 | MOHAMED Khaled | 1/1 | | | 0/1 | | | | 1/2 | 50.0% | | | | | | 00:19:24 |
| 8 | Ahmed Mohamed | 0/2 | | | 1/1 | | | | 1/3 | 33.3% | 1 | 3 | | | | 00:27:17 |
| 10 | FAHAIM Wael | | | | | | | | | 0.0% | | | | 1 | | 00:07:08 |
| 13 | HASSAN ABD Alaa | | | 1/1 | | | | | 1/1 | 100% | | | | | | 00:11:59 |
| 14 | ABDEIRAHMAN EI M | 0/2 | | | | | | | 0/2 | 0.0% | 1 | | 1 | | | 00:23:49 |
| 15 | IBRAHIM Mohamed | 3/7 | | | | | 1/1 | | 4/8 | 50.0% | 1 | 1 | | | | 00:31:09 |
| 17 | YOUSRY Hassan | | 0/1 | | | | | | 0/1 | 0.0% | 1 | 3 | | | | 00:25:02 |
| 19 | MOHSEN AHMED Eha | 0/1 | 1/2 | | | | | | 1/3 | 33.3% | 1 | 1 | | | | 00:35:00 |
| 24 | ZAKI Hussein | 3/7 | | 0/1 | 2/2 | 2/4 | | 1/1 | 8/15 | 53.3% | | 4 | 1 | | | 00:49:48 |
| 34 | MOHAMED Ibrahim | | | | | | | | | 0.0% | | | 1 | | | 00:12:41 |
| 66 | MOSTAFA Ahmed | 0/2 | | 0/1 | 1/1 | 1/1 | 0/1 | 0/1 | 2/7 | 28.6% | 1 | 2 | | | | 00:29:50 |
| 88 | MOSTAFA Karim | | | | | | | | | 0.0% | | | | | | 01:00:00 |
| 89 | HESHAM Mohamed | | 5/6 | | | | | | 5/6 | 83.3% | | 1 | | | | 00:49:16 |
| 91 | SANAD Mohamed | 0/2 | | 1/2 | 0/1 | | | | 1/5 | 20.0% | | 1 | | | | 00:27:16 |
| 92 | AYMAN Karim | | | | | | | | | 0.0% | | | | | | 00:04:55 |
| Total | | 7/24 | 6/9 | 2/5 | 4/6 | 3/5 | 1/2 | 1/2 | 24/53 | 45.3% | 6 | 16 | 3 | 1 | | |
| <i>(GOALKEEPER)</i> | | | | | | | | | | | | | | | | |
| 88 | MOSTAFA Karim | 3/10 | 2/8 | 2/6 | 4/17 | 0/1 | | 0/3 | 11/45 | 24.4% | | | | | | 01:00:00 |
| Total | | 3/10 | 2/8 | 2/6 | 4/17 | 0/1 | | 0/3 | 11/45 | 24.4% | | | | | | |

COURT PLAYER: GOALS/SHOTS

GOALKEEPER: SAVED/SHOTS

| TEAM TOTALS | GOALS | SAVED | MISSED | POST | BLOCKED | TOTAL | RATE(%) |
|--------------|-------|-------|--------|------|---------|-------|---------|
| Field Shot | 7 | 7 | 1 | | 9 | 24 | 29.2% |
| Line Shot | 6 | 3 | | | | 9 | 66.7% |
| Wing Shot | 2 | 3 | | | | 5 | 40.0% |
| Fastbreak | 4 | | 1 | 1 | | 6 | 66.7% |
| Breakthrough | 3 | 2 | | | | 5 | 60.0% |
| Free Throw | 1 | 1 | | | | 2 | 50.0% |
| 7M-Throw | 1 | | | 1 | | 2 | 50.0% |





2012 IHF SUPER GLOBE IN QATAR MATCH SHOT REPORT

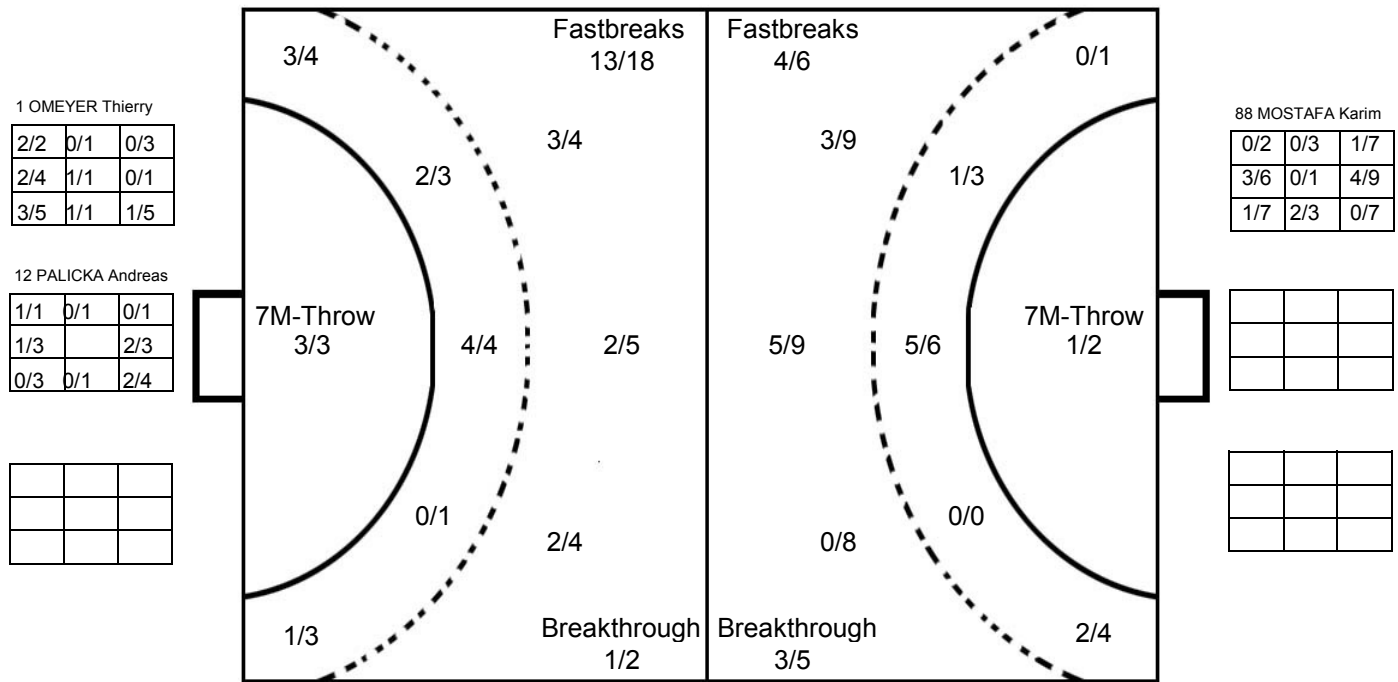
ROUND 4

MATCH 16

120827016-41-1/1

THW KIEL

| | | | | | | | |
|-----------------------------|-----------------------------|-----------------------------|-----------------------------|-----------------------------|-----------------------------|-----------------------------|-----------------------------|
| 1 OMEYER Thierry | 7 HANSEN Rene Toft | 9 SIGURDSSON G. | 11 SPRENGER C. | 12 PALICKA Andreas | 13 AHLM Marcus | 17 WIENCEK Partick | 20 ZEITZ Christian |
| | | 1 | 1 | | | 1 2 | 1 1 |
| | | | 1 | | | 2 | |
| | | | 1 | | 1 | 1 | 1 1 1 |
| Post - 0 Miss - 0 Block - 0 | Post - 0 Miss - 0 Block - 0 | Post - 1 Miss - 0 Block - 0 | Post - 0 Miss - 0 Block - 0 | Post - 0 Miss - 0 Block - 0 | Post - 0 Miss - 0 Block - 0 | Post - 0 Miss - 0 Block - 0 | Post - 1 Miss - 0 Block - 0 |
| 24 PALMARSSON | 25 NARCISSE Daniel | 31 ILIC Momir | 33 KLEIN Dominik | 39 JICHA Filip | 41 VUJIN Marko | | |
| | 1 | | 1 1 | | | | |
| | | | 1 | | 1 | | |
| | | 2 | 1 | | 1 1 | | |
| Post - 0 Miss - 0 Block - 0 | Post - 0 Miss - 0 Block - 0 | Post - 1 Miss - 0 Block - 0 | Post - 0 Miss - 0 Block - 0 | Post - 0 Miss - 2 Block - 0 | Post - 0 Miss - 0 Block - 1 | | |



AL-ZAMALEK

| | | | | | | | |
|-----------------------------|-----------------------------|-----------------------------|-----------------------------|-----------------------------|-----------------------------|-----------------------------|-----------------------------|
| 1 MAHMOUD | 6 MOHAMED Khaled | 8 Ahmed Mohamed | 10 FAHAIM Wael | 13 HASSAN ABD Alaa | 14 ABDEIRAHMAN EI | 15 IBRAHIM Mohamed | 17 YOUSRY Hassan |
| | | 1 | | | | 1 | |
| | | 1 | | 1 | | 2 1 | |
| Post - 0 Miss - 0 Block - 0 | Post - 0 Miss - 1 Block - 0 | Post - 0 Miss - 0 Block - 2 | Post - 0 Miss - 0 Block - 0 | Post - 0 Miss - 0 Block - 0 | Post - 0 Miss - 0 Block - 0 | Post - 0 Miss - 0 Block - 2 | Post - 0 Miss - 0 Block - 0 |
| 19 MOHSEN AHMED | 24 ZAKI Hussein | 34 MOHAMED Ibrahim | 66 MOSTAFA Ahmed | 88 MOSTAFA Karim | 89 HESHAM Mohamed | 91 SANAD Mohamed | 92 AYMAN Karim |
| 1 | | | | | 1 2 | | |
| | 2 1 | | | | 1 | | |
| | 2 1 2 | | 2 | | 1 | 1 | |
| Post - 0 Miss - 0 Block - 1 | Post - 0 Miss - 0 Block - 3 | Post - 0 Miss - 0 Block - 0 | Post - 1 Miss - 1 Block - 0 | Post - 0 Miss - 0 Block - 0 | Post - 0 Miss - 0 Block - 0 | Post - 1 Miss - 0 Block - 1 | Post - 0 Miss - 0 Block - 0 |

