



Men's Olympic Qualification Tournaments

Poland

Tournament 1



Match Team Statistics

SUN 10 APR 2016
18:00
Gdansk

Match No: 5

MKD 30 - 27 CHI
(17 - 14) (13 - 13)

Referees: GJEDING Martin / HANSEN Mads (DEN)

MKD - FYR Macedonia

| Players | | Shots | | | | | | | | Offence | | Defence | | Penalties | | | TP | |
|---------------|-------------------|-------|-----|-------|------|------|-----|-----|-----|---------|----|---------|----|-----------|------|----|----|-------|
| No. | Name | G/S | % | 6m | Wing | 9m | 7m | FB | BT | AS | TF | ST | BS | YC | 2Min | RC | | DR |
| 1 | MITREVSKI Nikola | | | | | | | | | | | | | | | | | 58:55 |
| 3 | MANASKOV Dejan | 4/4 | 100 | | | | 4/4 | | | | | | | | | | | 1:20 |
| 5 | STOILOV Stojanche | 1/1 | 100 | 1/1 | | | | | | | 1 | | | | 1 | | | 16:15 |
| 7 | LAZAROV Kiril | | | | | | | | | | | | | | | | | |
| 8 | MITKOV Vlatko | 3/8 | 38 | 0/3 | | 2/4 | | | 1/1 | 1 | 2 | 2 | 3 | | 1 | | | 60:00 |
| 9 | JONOVSKI Ace | | | | | | | | | | | | | | | | | 14:38 |
| 13 | MIRKULOVSKI Filip | 4/9 | 44 | 4/4 | | 0/4 | | | 0/1 | 3 | | | | 1 | | | | 45:00 |
| 14 | MARKOSKI Velko | 0/1 | 0 | 0/1 | | | | | | | | | | | | | | 13:44 |
| 16 | RISTOVSKI Borko | | | | | | | | | | | | | | | | | 1:05 |
| 17 | MARKOSKI Nikola | 3/4 | 75 | 3/4 | | | | | | 2 | 2 | 1 | | | 2 | | | 32:24 |
| 18 | MOJSOVSKI Naumche | 4/5 | 80 | 2/3 | | 2/2 | | | | 6 | 4 | | | | | | | 32:52 |
| 21 | PRIBAK Nemanja | 1/1 | 100 | | | | | 1/1 | | 3 | | | 1 | | | | | 15:15 |
| 22 | GEORGIEVSKI Goce | | | | | | | | | | | | | | | | | |
| 26 | OJLESKI Goce | 4/5 | 80 | 1/1 | 2/3 | | | | 1/1 | 2 | | | | 1 | | | | 59:39 |
| 33 | PESHEVSKI Zharko | 0/1 | 0 | 0/1 | | | | | | | 1 | | | | 1 | | | 11:48 |
| 55 | KOSTESKI Nikola | 6/7 | 86 | 2/2 | 3/4 | | | 1/1 | | | | | | 1 | | | | 57:05 |
| Bench/Team | | | | | | | | | | | | | | | | | | |
| Totals | | 30/46 | 65 | 13/20 | 5/7 | 4/10 | 4/4 | 2/2 | 2/3 | 17 | 10 | 3 | 4 | 3 | 5 | | | |

| Goalkeepers | | Total Shots | | 6m Shots | | Wing Shots | | 9m Shots | | 7m Shots | | Fast Breaks | | Breakthroughs | |
|---------------|------------------|-------------|----|----------|----|------------|---|----------|-----|----------|----|-------------|---|---------------|---|
| No. | Name | S/S | % | S/S | % | S/S | % | S/S | % | S/S | % | S/S | % | S/S | % |
| 1 | MITREVSKI Nikola | 9/35 | 26 | 6/14 | 43 | | | 3/6 | 50 | | | | | | |
| 16 | RISTOVSKI Borko | 2/3 | 67 | | | | | 1/1 | 100 | 1/2 | 50 | | | | |
| Totals | | 11/38 | 29 | 6/14 | 43 | | | 4/7 | 57 | 1/8 | 13 | | | | |

| Team Shots | Goals | Saves | Missed | Post | Blocked | Total | % |
|---------------|-------|-------|--------|------|---------|-------|-----|
| 6m Shots | 13 | 5 | 1 | | 1 | 20 | 65 |
| Wing Shots | 5 | 2 | | | | 7 | 71 |
| 9m Shots | 4 | 2 | | 3 | 1 | 10 | 40 |
| 7m Shots | 4 | | | | N/A | 4 | 100 |
| Fast Breaks | 2 | | | | | 2 | 100 |
| Breakthroughs | 2 | 1 | | | | 3 | 67 |
| Totals | 30 | 10 | 1 | 3 | 2 | 46 | 65 |

Number of Attacks: 52, Scoring Efficiency: 58%



Men's Olympic Qualification Tournaments

Poland

Tournament 1



Match Team Statistics

SUN 10 APR 2016
18:00
Gdansk

Match No: 5

MKD 30 - 27 CHI
(17 - 14) (13 - 13)

Referees: GJEDING Martin / HANSEN Mads (DEN)

MKD - FYR Macedonia

Shots Distribution

Players

Goals / Shots

| 1 MITREVSKI N | 3 MANASKOV D | 5 STOILOV S | 7 LAZAROV K | 8 MITKOV V | 9 JONOVSKI A | 13 MIRKULOVSKI F |
|---------------|--------------|-------------|-------------|------------------|--------------|------------------|
| | 1/1 | | | | | 1/2 |
| | 1/1 | | | 1/1 | | 0/1 |
| | 1/1 1/1 | 1/1 | | 1/2 0/1 1/2 | | 1/1 2/2 |
| | | | | 1-Post 1-Blocked | | 2-Post 1-Blocked |

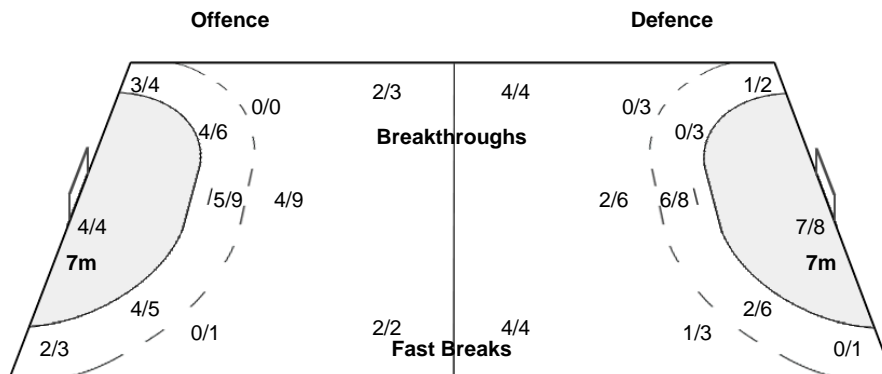
| 14 MARKOSKI V | 16 RISTOVSKI B | 17 MARKOSKI N | 18 MOJSOVSKI N | 21 PRIBAK N | 22 GEORGIEVSKI G | 26 OJLESKI G |
|---------------|----------------|---------------|----------------|-------------|------------------|--------------|
| | | | | 1/1 | | 1/1 |
| 0/1 | | | 0/1 | 1/1 | | 1/2 |
| | | 1/1 2/2 | 1/1 2/2 | 1/1 | | 1/1 |
| | | | 1-Missed | | | |

| 33 PESHEVSKI Z | 55 KOSTESKI N |
|----------------|---------------|
| 0/1 | 2/2 |
| | 0/1 1/1 |
| | 1/1 2/2 |

Team
Goals / Shots

| | | |
|-----|-----|-----|
| 3/3 | 0/1 | 3/4 |
| 3/3 | 0/2 | 2/4 |
| 7/9 | 4/5 | 8/9 |

1-Missed 3-Post 2-Blocked



Goalkeepers
Saves / Shots

| | | |
|------|-----|------|
| | 0/1 | 0/1 |
| 3/4 | 1/1 | 2/4 |
| 0/10 | 1/4 | 4/13 |

1 MITREVSKI N

| | | |
|------|-----|------|
| | 0/1 | 0/1 |
| 2/3 | 1/1 | 2/3 |
| 0/10 | 1/4 | 3/12 |

16 RISTOVSKI B

| | | |
|-----|--|-----|
| 1/1 | | 0/1 |
| | | 1/1 |



Men's Olympic Qualification Tournaments

Poland

Tournament 1



Match Team Statistics

SUN 10 APR 2016
18:00
Gdansk

Match No: 5

MKD 30 - 27 CHI
(17 - 14) (13 - 13)

Referees: GJEDING Martin / HANSEN Mads (DEN)

CHI - Chile

| Players | | Shots | | | | | | | | Offence | | Defence | | Penalties | | | TP | |
|---------|-----------------------|-------|-----|------|------|------|-----|-----|-----|---------|----|---------|----|-----------|------|----|----|-------|
| No. | Name | G/S | % | 6m | Wing | 9m | 7m | FB | BT | AS | TF | ST | BS | YC | 2Min | RC | | DR |
| 1 | BARRIENTOS Felipe | | | | | | | | | | | | | | | | | 14:13 |
| 2 | CEBALLOS Sebastian | 1/3 | 33 | 0/1 | 0/1 | | | 1/1 | | | | | | | | | | 27:38 |
| 4 | FEUCHTMANN Erwin | 10/13 | 77 | 2/3 | | 1/3 | 4/4 | 1/1 | 2/2 | 3 | 4 | 1 | 2 | 1 | 1 | | | 56:07 |
| 5 | BAEZA Pablo | 1/2 | 50 | 1/1 | 0/1 | | | | | 1 | 2 | | | 1 | 2 | | | 55:38 |
| 7 | REYES Diego | 2/2 | 100 | 2/2 | | | | | | 2 | 1 | | | | | | | 16:59 |
| 8 | CANIU Erik | 0/1 | 0 | | | 0/1 | | | | | | | | | | 1 | | 2:48 |
| 9 | FRELIJZ Javier | 1/3 | 33 | 1/2 | | 0/1 | | | | 2 | 1 | | | | | 1 | | 41:25 |
| 10 | FEUCHTMANN Emil | 0/4 | 0 | 0/2 | | 0/2 | | | | | 1 | | | 1 | | | | 21:31 |
| 11 | MAURIN Felipe | | | | | | | | | | | | | | | | | 2:06 |
| 12 | GARCIA Felipe | | | | | | | | | | | | | | | | | 12:42 |
| 14 | SALINAS Esteban | 1/2 | 50 | 1/2 | | | | | | 1 | 1 | | | | | | | 28:09 |
| 16 | OLIVA Rene | | | | | | | | | 1 | 1 | | | | | | | 33:05 |
| 17 | SALINAS Rodrigo | 8/14 | 57 | 1/3 | | 2/5 | 3/4 | | 2/2 | 3 | 2 | 2 | | | 2 | | | 59:28 |
| 20 | FEUCHTMANN Harald | 2/3 | 67 | 0/1 | 1/1 | | | 1/1 | | | | 1 | | | | | | 31:53 |
| 21 | MOLL RAMIREZ Cristian | | | | | | | | | | | | | | | | | |
| 77 | DONOSO Victor | 1/1 | 100 | | | | | 1/1 | | | | 1 | | | | | | 16:19 |
| | Bench/Team | | | | | | | | | | | | | | | | | |
| | Totals | 27/48 | 56 | 8/17 | 1/3 | 3/12 | 7/8 | 4/4 | 4/4 | 13 | 13 | 5 | 2 | 3 | 7 | | | |

| Goalkeepers | | Total Shots | | 6m Shots | | Wing Shots | | 9m Shots | | 7m Shots | | Fast Breaks | | Breakthroughs | |
|-------------|-------------------|-------------|----|----------|----|------------|-----|----------|----|----------|---|-------------|---|---------------|-----|
| No. | Name | S/S | % | S/S | % | S/S | % | S/S | % | S/S | % | S/S | % | S/S | % |
| 1 | BARRIENTOS Felipe | 2/11 | 18 | 1/6 | 17 | | | | | | | | | 1/1 | 100 |
| 12 | GARCIA Felipe | 1/7 | 14 | | | 1/1 | 100 | | | | | | | | |
| 16 | OLIVA Rene | 7/22 | 32 | 4/8 | 50 | 1/6 | 17 | 2/4 | 50 | | | | | | |
| | Totals | 10/40 | 25 | 5/18 | 28 | 2/7 | 29 | 2/6 | 33 | | | | | 1/3 | 33 |

| Team Shots | Goals | Saves | Missed | Post | Blocked | Total | % |
|---------------|-------|-------|--------|------|---------|-------|-----|
| 6m Shots | 8 | 6 | 2 | 1 | | 17 | 47 |
| Wing Shots | 1 | | 1 | 1 | | 3 | 33 |
| 9m Shots | 3 | 4 | | 1 | 4 | 12 | 25 |
| 7m Shots | 7 | 1 | | | N/A | 8 | 88 |
| Fast Breaks | 4 | | | | | 4 | 100 |
| Breakthroughs | 4 | | | | | 4 | 100 |
| Totals | 27 | 11 | 3 | 3 | 4 | 48 | 56 |

Number of Attacks: 51, Scoring Efficiency: 53%



Men's Olympic Qualification Tournaments

Poland

Tournament 1



Match Team Statistics

SUN 10 APR 2016
18:00
Gdansk

Match No: 5

MKD 30 - 27 CHI
(17 - 14) (13 - 13)

Referees: GJEDING Martin / HANSEN Mads (DEN)

CHI - Chile

Shots Distribution

Players

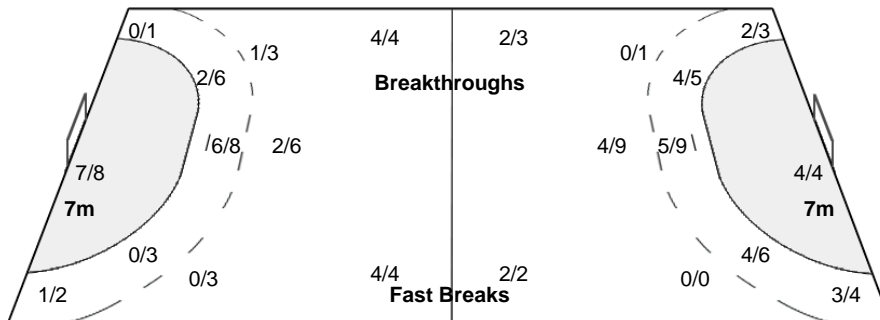
Goals / Shots

| | | | | | | |
|-------------------|-----------------|---------------------------|--------------|------------|-------------------------|-----------------|
| 1 BARRIENTOS F | 2 CEBALLOS S | 4 FEUCHTMANN E | 5 BAEZA P | 7 REYES D | 8 CANIU E | 9 FRELIJJ J |
| | 1/1 | 5/5 1/1 3/3 | 1/1 | 2/2 | | 1/3 |
| | 1-Missed 1-Post | 1-Missed 1-Post 1-Blocked | 1-Post | | | 1-Blocked |
| 10 FEUCHTMANN E | 11 MAURIN F | 12 GARCIA F | 14 SALINAS E | 16 OLIVA R | 17 SALINAS R | 20 FEUCHTMANN H |
| 0/1 0/1 | | | 0/1 1/1 | | 1/1 0/2 2/2 0/1 1/1 3/5 | 1/1 1/1 |
| 1-Blocked | | | | | 1-Blocked 1-Missed | |
| 21 MOLL RAMIREZ C | 77 DONOSO V | | | | | |
| | 1/1 | | | | | |

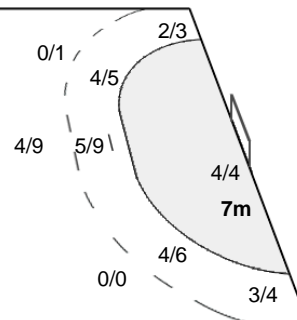
Team Goals / Shots

| | | |
|----------|--------|-----------|
| | 1/1 | 1/1 |
| 1/4 | 0/1 | 2/4 |
| 10/10 | 3/4 | 9/13 |
| 3-Missed | 3-Post | 4-Blocked |

Offence



Defence



Goalkeepers Saves / Shots

| | | |
|-----|-----|-----|
| 0/3 | 1/1 | 1/4 |
| 0/3 | 2/2 | 2/4 |
| 2/9 | 1/5 | 1/9 |

1 BARRIENTOS F

| | | |
|-----|-----|-----|
| 0/1 | | 1/3 |
| 0/1 | | |
| 0/2 | 1/2 | 0/2 |

12 GARCIA F

| | | |
|-----|-----|-----|
| 0/1 | | |
| | | 1/2 |
| | 0/1 | 0/3 |

16 OLIVA R

| | | |
|-----|-----|-----|
| 0/1 | 1/1 | 0/1 |
| 0/2 | 2/2 | 1/2 |
| 2/7 | 0/2 | 1/4 |

| | | | | | |
|------------------------|---------------------------|----------------------------------|--|-------------------------|-------------------------|
| Legend: | % Efficiency | 2Min 2 Minute Suspensions | 6m 6 metre Shots | 7m 7 metre Shots | 9m 9 metre Shots |
| AS Assists | BS Blocked Shots | BT Breakthroughs | DR Disqualification with Report | FB Fast Breaks | S/S Saves/Shots |
| G/S Goals/Shots | N/A Not Applicable | No. Uniform Number | RC Red Cards | S/S Saves/Shots | YC Yellow Cards |
| ST Steals | TO Turnover | TP Time Played | Wing Wing Shots | | |