



Men's Olympic Qualification Tournaments

Poland

Tournament 1



Match Team Statistics

FRI 8 APR 2016
20:30
Gdansk

Match No: 2

POL 25 - 20 MKD
(13 - 9) (12 - 11)

Referees: ELIASSON Jonas / PALSSON Anton Gylfi (ISL)

POL - Poland

Players		Shots								Offence		Defence		Penalties			TP	
No.	Name	G/S	%	6m	Wing	9m	7m	FB	BT	AS	TF	ST	BS	YC	2Min	RC		DR
1	SZMAL Slawomir																	57:47
2	JACHLEWSKI Mateusz											1						23:01
3	LIJEWSKI Krzysztof	3/4	75	2/3					1/1	3	2	2						34:27
6	KRAJEWSKI Przemyslaw	4/6	67	1/3				1/1	2/2	1				1				28:39
8	BIELECKI Karol	7/13	54	3/8		0/1	4/4				1				1			26:56
9	ROJEWSKI Andrzej	0/1	0	0/1						1								24:20
11	WISNIEWSKI Adam	1/2	50		1/1			0/1		1					2			38:20
12	WICHARY Marcin																	0:18
13	JURECKI Bartosz	2/3	67	1/1			1/2			1	1							12:29
15	JURECKI Michal	4/6	67	4/6						2	2	1	2	1	1			45:32
21	MASLOWSKI Piotr									1								15:09
23	SYPRZAK Kamil	1/1	100	1/1						1	1							20:31
26	DASZEK Michal	2/3	67		0/1		1/1	1/1										34:33
35	KUS Mateusz									1				1				23:14
45	SZYBA Michal	1/3	33	1/3						1	2							20:58
49	CHRAPKOWSKI Piotr																	13:46
	Bench/Team										1							
Totals		25/42	60	13/26	1/2	0/1	6/7	2/3	3/3	13	10	4	2	3	4			

Goalkeepers		Total Shots		6m Shots		Wing Shots		9m Shots		7m Shots		Fast Breaks		Breakthroughs	
No.	Name	S/S	%	S/S	%	S/S	%	S/S	%	S/S	%	S/S	%	S/S	%
1	SZMAL Slawomir	15/34	44	10/19	53	2/6	33			2/4	50	1/2	50		
12	WICHARY Marcin														
Totals		15/35	43	10/19	53	2/6	33			2/5	40	1/2	50		

Team Shots	Goals	Saves	Missed	Post	Blocked	Total	%
6m Shots	13	9	1	1	2	26	50
Wing Shots	1	1				2	50
9m Shots		1				1	0
7m Shots	6	1			N/A	7	86
Fast Breaks	2	1				3	67
Breakthroughs	3					3	100
Totals	25	13	1	1	2	42	60

Number of Attacks: 51, Scoring Efficiency: 49%



Men's Olympic Qualification Tournaments

Poland

Tournament 1



Match Team Statistics

FRI 8 APR 2016
20:30
Gdansk

Match No: 2

POL 25 - 20 MKD
(13 - 9) (12 - 11)

Referees: ELIASSON Jonas / PALSSON Anton Gylfi (ISL)

POL - Poland

Shots Distribution

Players

Goals / Shots

1 SZMAL S	2 JACHLEWSKI M	3 LIJEWSKI K	6 KRAJEWSKI P	8 BIELECKI K	9 ROJEWSKI A	11 WISNIEWSKI A	12 WICHARY M	13 JURECKI B	15 JURECKI M	21 MASLOWSKI P	23 SYPRZAK K	26 DASZEK M	35 KUS M	45 SZYBA M	49 CHRAPKOWSKI P
		0/1	1/1	1/1	1/1			1/1	1/1			1/1	0/1		
		1/1	1/1	1/1	1/1			1/2	2/2			1/1	0/1	0/1	1/1
			1/1	1/1	1/1			1/1	0/1			1/1			
			1/1	1/1	1/1			1/1	0/1			1/1			

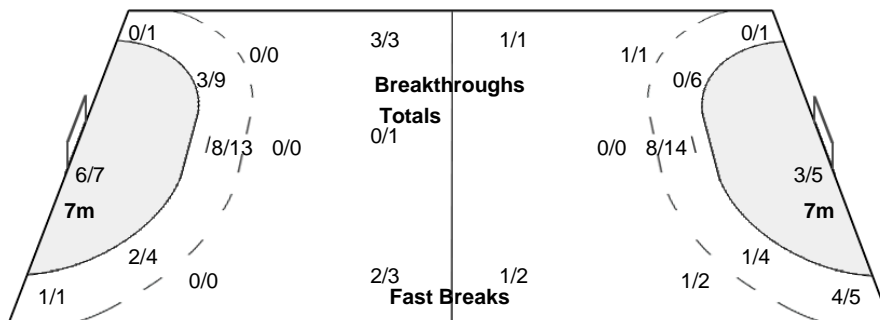
1-Blocked 1-Post 1-Blocked 1-Missed

Team Goals / Shots

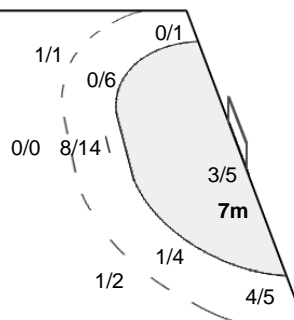
3/4	4/5	3/3
4/6	1/1	1/6
3/4	2/4	4/5

1-Missed 1-Post 2-Blocked

Offence



Defence



Goalkeepers Saves / Shots

2/4	0/2	1/3
5/6	2/2	3/4
0/6	1/3	1/5

1 SZMAL S

2/4	0/2	1/3
5/6	2/2	3/4
0/5	1/3	1/5

12 WICHARY M

0/1



Men's Olympic Qualification Tournaments

Poland

Tournament 1



Match Team Statistics

FRI 8 APR 2016
20:30
Gdansk

Match No: 2

POL 25 - 20 MKD
(13 - 9) (12 - 11)

Referees: ELIASSON Jonas / PALSSON Anton Gylfi (ISL)

MKD - FYR Macedonia

Players		Shots								Offence		Defence		Penalties			TP	
No.	Name	G/S	%	6m	Wing	9m	7m	FB	BT	AS	TF	ST	BS	YC	2Min	RC		DR
1	MITREVSKI Nikola																	21:51
3	MANASKOV Dejan	3/6	50	1/1	0/1		1/2	1/2			1							60:00
5	STOILOV Stojanche	3/5	60	3/5						1	1			1				26:26
7	LAZAROV Kiril	8/13	62	4/8		2/2	2/3			5								40:26
8	MITKOV Vlatko	1/1	100		1/1											1		22:46
9	JONOVSKI Ace												2	1				26:32
11	TALESKI Filip	0/1	0	0/1														8:07
13	MIRKULOVSKI Filip	0/5	0	0/4		0/1				1	3			1	2			42:45
14	MARKOSKI Velko														1			30:29
16	RISTOVSKI Borko										1							37:55
18	MOJISOVSKI Naumche										1							2:56
21	PRIBAK Nemanja	1/3	33	0/2					1/1	3	3					1		32:48
22	GEORGIEVSKI Goce	4/5	80	1/1	3/4					1								45:57
26	OJLESKI Goce																	
27	KUZMANOVSKI Filip	0/1	0	0/1							1							13:39
33	PESHEVSKI Zharko	0/1	0	0/1							1							7:23
Bench/Team														1				
Totals		20/41	49	9/24	4/6	2/3	3/5	1/2	1/1	11	12		2	4	5			

Goalkeepers		Total Shots		6m Shots		Wing Shots		9m Shots		7m Shots		Fast Breaks		Breakthroughs	
No.	Name	S/S	%	S/S	%	S/S	%	S/S	%	S/S	%	S/S	%	S/S	%
1	MITREVSKI Nikola	7/15	47	4/7	57	1/1	100			1/5	20	1/2	50		
16	RISTOVSKI Borko	6/23	26	5/15	33			1/1	100						
Totals		13/38	34	9/22	41	1/2	50	1/1	100	1/7	14	1/3	33		

Team Shots	Goals	Saves	Missed	Post	Blocked	Total	%
6m Shots	9	10	2	1	2	24	38
Wing Shots	4	2				6	67
9m Shots	2			1		3	67
7m Shots	3	2			N/A	5	60
Fast Breaks	1	1				2	50
Breakthroughs	1					1	100
Totals	20	15	2	2	2	41	49

Number of Attacks: 51, Scoring Efficiency: 39%



Men's Olympic Qualification Tournaments

Poland

Tournament 1



Match Team Statistics

FRI 8 APR 2016
20:30
Gdansk

Match No: 2

POL 25 - 20 MKD
(13 - 9) (12 - 11)

Referees: ELIASSON Jonas / PALSSON Anton Gylfi (ISL)

MKD - FYR Macedonia

Shots Distribution

Players

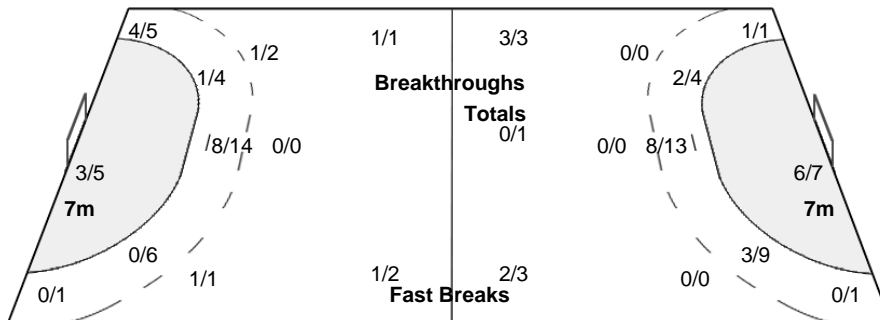
Goals / Shots

1 MITREVSKI N	3 MANASKOV D	5 STOILOV S	7 LAZAROV K	8 MITKOV V	9 JONOVSKI A	11 TALESKI F
	1/2 1/1 0/1	0/1 1/1 1/1	1/1 0/1 4/4	1/1 0/2 2/2		0/1
	1/1	1-Missed	1/1	2-Blocked		
13 MIRKULOVSKI F	14 MARKOSKI V	16 RISTOVSKI B	18 MOJSOVSKI N	21 PRIBAK N	22 GEORGIEVSKI G	26 OJLESKI G
0/1 0/2				0/1 1/1	1/2 1/1	1/1
2-Post				1-Missed		
27 KUZMANOVSKI F	33 PESHEVSKI Z					
	0/1 0/1					

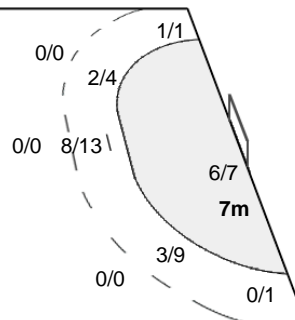
Team Goals / Shots

2/4	2/2	2/3
1/6	0/2	1/4
6/6	2/3	4/5
2-Missed	2-Post	2-Blocked

Offence



Defence



Goalkeepers Saves / Shots

1/4	1/5	0/3
2/6	0/1	5/6
1/4	2/4	1/5

1 MITREVSKI N

0/2	1/2	
1/3		3/3
1/3	1/1	0/1

16 RISTOVSKI B

1/2	0/3	0/3
1/3	0/1	2/3
0/1	1/3	1/4

Legend:									
%	Efficiency	2Min	2 Minute Suspensions	6m	6 metre Shots	7m	7 metre Shots	9m	9 metre Shots
AS	Assists	BS	Blocked Shots	BT	Breakthroughs	DR	Disqualification with Report	FB	Fast Breaks
G/S	Goals/Shots	N/A	Not Applicable	No.	Uniform Number	RC	Red Cards	S/S	Saves/Shots
ST	Steals	TO	Turnover	TP	Time Played	Wing	Wing Shots	YC	Yellow Cards