



THE 7TH IHF MEN'S YOUTH(U19) WORLD CHAMPIONSHIP 2017

PHMS Pictorial Handball Match Statistics

IHF Official System

INDV/TEAM MATCH STATISTICS

HANDBALL
MEN'S YOUTH

PRELIMINARY
ROUND 4

GROUP B
MATCH 37

Olympic Palace A
12-08-2017 16:00

No.	Name	Field Shot	Line Shot	Wing Shot	Fast Brk.	Brk. Thr.	Free Thr.	7m Thr.	Total	Rate %	ASST.	ERR.	WAR.	2'	D+DR	Time
ICELAND(ISL)																
<i>COURT PLAYER</i>																
1	SCHEVING Andri									0.0%						00:00:33
2	RIVERA Sveinn J.		1/1						1/1	100%						00:11:06
5	GRIMM Hannes		0/1	1/1					1/2	50.0%		1		2		00:19:45
6	BIRGISSON B. M.				2/3	2/2			4/5	80.0%						00:22:05
9	AGNARSSON S. B.				0/3	1/2			1/5	20.0%						00:36:10
11	SIGURDSSON K. D.									0.0%						00:00:00
13	VALDIMARSSON B.	4/5	2/2						6/7	85.7%		1		1		00:42:49
14	EINARSSON T. O.	3/5	2/2			1/1		3/4	9/12	75.0%	5	2				00:34:44
16	HALLGRIMSSON V.									0.0%	3	2				00:59:27
17	OSTENBERG Orn	1/4							1/4	25.0%	1	2				00:22:49
18	JONSSON B. S.	1/1							1/1	100%	1			1		00:11:02
20	SVEINSSON Sveinn	2/3	0/1			0/1			2/5	40.0%						00:35:17
22	THORKELSSON Orri		2/2	2/2	3/3			1/1	8/8	100%		1				01:00:00
23	KJARTANSSON U.									0.0%			1	2		00:34:40
24	VIGNISSON H. M.	3/5				0/2			3/7	42.9%					1	00:27:45
Total		14/23	7/9	5/9	7/8	0/3		4/5	37/57	64.9%	10	9	1	7		
<i>GOALKEEPER</i>																
1	SCHEVING Andri							1/1	1/1	100%						00:00:33
16	HALLGRIMSSON V.	7/11	7/15	2/7	3/7	0/3		0/3	19/46	41.3%	3	2				00:59:27
Total		7/11	7/15	2/7	3/7	0/3		1/4	20/47	42.6%	3	2				

COURT PLAYER: GOALS/SHOTS GOALKEEPER: SAVED/SHOTS

TEAM TOTALS	GOALS	SAVED	MISSED	POST	BLOCKED	TOTAL	%
Field Shot	14	4	1	3	1	23	60.9%
Line Shot	7	1	1			9	77.8%
Wing Shot	5	4				9	55.6%
Fastbreak	7	1				8	87.5%
Breakthrough		2		1		3	0.0%
Free Throw							0.0%
7M-Throw	4			1		5	80.0%





THE 7TH IHF MEN'S YOUTH(U19) WORLD CHAMPIONSHIP 2017

PHMS Pictorial Handball Match Statistics

IHF Official System

INDV/TEAM MATCH STATISTICS

HANDBALL
MEN'S YOUTH

PRELIMINARY
ROUND 4

GROUP B
MATCH 37

Olympic Palace A
12-08-2017 16:00

No.	Name	Field Shot	Line Shot	Wing Shot	Fast Brk.	Brk. Thr.	Free Thr.	7m Thr.	Total	Rate %	ASST.	ERR.	WAR.	2'	D+DR	TIME
ALGERIA(ALG)																
<i>COURT PLAYER</i>																
1	SEKAI Oussama	0/1							0/1	0.0%	1					00:46:15
2	MAAMMAR C. A.	0/4				1/1			1/5	20.0%		1				00:14:03
5	AZAZ Riadh	2/4	0/1	1/4	0/1				3/10	30.0%		1	1			00:58:19
10	EL HOUTI Youcef	0/4	1/1					2/3	3/8	37.5%	2	3				00:45:54
11	GASMI Issam	1/2							1/2	50.0%		1				00:05:00
19	SENOUCI Sid A.		0/1						0/1	0.0%			1	1		00:21:12
20	DJEMOUAI A.									0.0%						00:00:00
21	BELOUCIF Sami									0.0%						00:00:00
22	BEZAZ N.									0.0%						00:13:45
23	TRAD Anouar									0.0%						00:03:20
30	BOUDOUKHANA A.									0.0%						00:00:00
55	RAHMANI Youcef	0/4	0/3	1/2	1/1			1/2	2/10	20.0%		1		1		00:55:05
66	BRAHIMI Zakaria									0.0%						00:01:37
77	FODHIL A. M.	1/2	0/2	3/4	2/4	0/1		1/2	7/15	46.7%	1	3				00:59:57
98	ZENADI A.		6/8		1/1				7/9	77.8%						00:58:02
99	MESSAOUD Amar	0/1	1/2			2/2			3/5	60.0%	1	3				00:36:15
Total		4/22	8/18	5/10	4/7	3/4		3/5	27/66	40.9%	5	13	2	2		

GOALKEEPER

1	SEKAI Oussama	2/12	1/8	2/6	1/8	2/2		0/2	8/38	21.1%	1					00:46:15
22	BEZAZ N.	2/6		2/3				0/2	4/11	36.4%						00:13:45
Total		4/18	1/8	4/9	1/8	2/2		0/4	12/49	24.5%	1					

COURT PLAYER: GOALS/SHOTS GOALKEEPER: SAVED/SHOTS

TEAM TOTALS	GOALS	SAVED	MISSED	POST	BLOCKED	TOTAL	%
Field Shot	4	7	6	2	3	22	18.2%
Line Shot	8	7		2	1	18	44.4%
Wing Shot	5	2	1	2		10	50.0%
Fastbreak	4	3				7	57.1%
Breakthrough	3		1			4	75.0%
Free Throw							0.0%
7M-Throw	3	1		1		5	60.0%





THE 7TH IHF MEN'S YOUTH(U19) WORLD CHAMPIONSHIP 2017

PHMS Pictorial Handball Match Statistics

IHF Official System

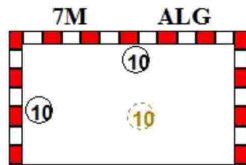
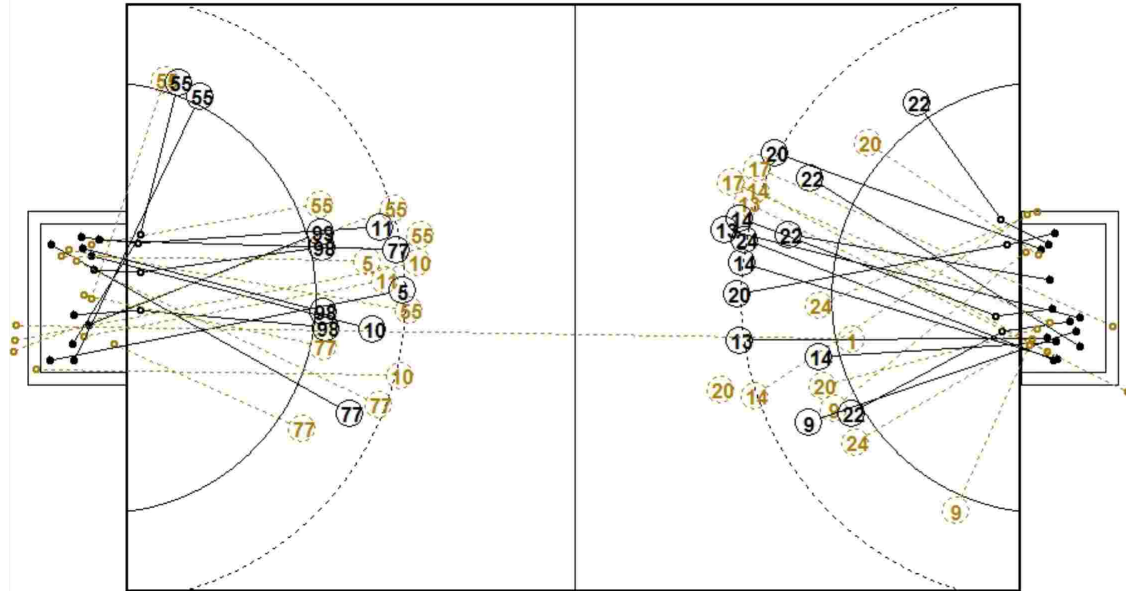
PICTORIAL MATCH STATISTICS

HANDBALL
MEN'S YOUTH

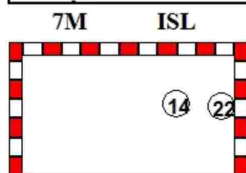
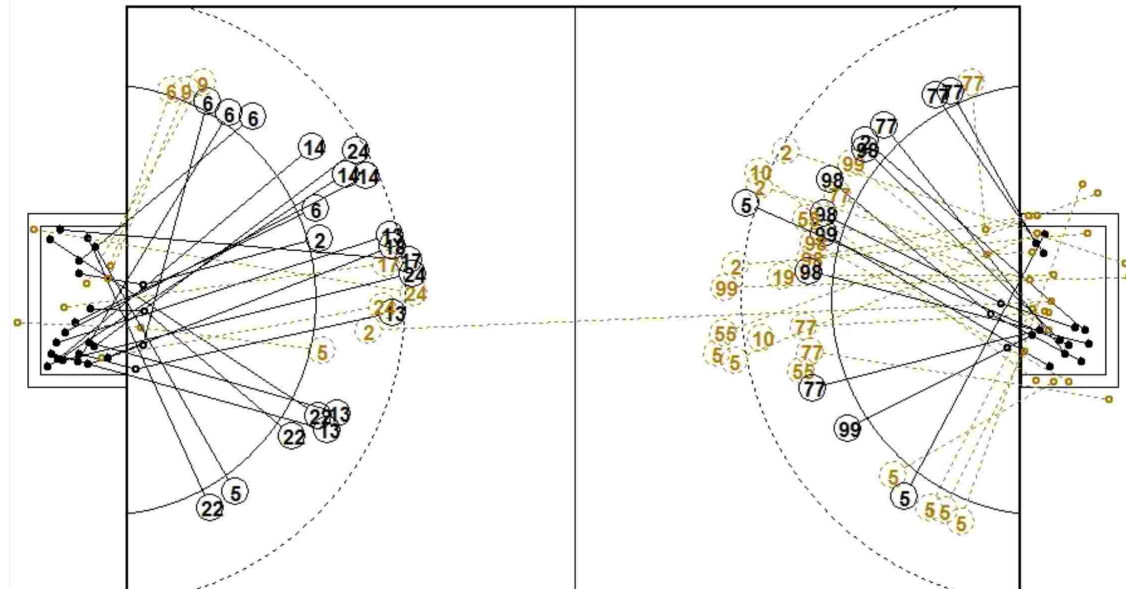
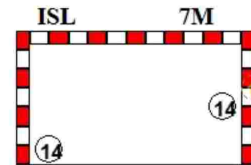
PRELIMINARY
ROUND 4

GROUP B
MATCH 37

Olympic Palace A
12-08-2017 16:00



1st Half
13 : 15



2nd Half
37 : 27

