



24th Men's World Championship 2015

Qatar



SUN 18 JAN 2015
21:00

Preliminary Round - Group C

Ali Bin Hamad Al-Attiyah Arena

Match Team Statistics

Match No: 23

CZE 22 - 36 SWE
(10 - 19) (12 - 17)

Referees: GEIPEL Lars / HELBIG Marcus (GER)

CZE - Czech Republic

| Players | | Shots | | | | | | | | Offence | | Defence | | Penalties | | | TP | |
|---------------|-----------------|-------|----|-----|------|------|-----|-----|-----|---------|----|---------|----|-----------|------|----|----|-------|
| No. | Name | G/S | % | 6m | Wing | 9m | 7m | FB | BT | AS | TF | ST | BS | YC | 2Min | RC | | DR |
| 2 | HRSTKA Jakub | 1/3 | 33 | | 1/3 | | | | | | 1 | | | 1 | | | | 30:00 |
| 3 | BECVAR Roman | 1/3 | 33 | | | 0/1 | | | 1/2 | 1 | | | | | | | | 12:48 |
| 5 | JURKA Miroslav | | | | | | | | | | | | | | | | | |
| 8 | MOTL Jiri | 1/2 | 50 | | | | | 1/2 | | 1 | | 2 | | | | | | 30:00 |
| 9 | JICHA Filip | | | | | | | | | | | | | | | | | |
| 11 | SOBOL Jan | 5/7 | 71 | | 1/2 | | 2/3 | 2/2 | | | 2 | | | | | | | 60:00 |
| 13 | HORAK Pavel | 4/6 | 67 | | | 2/4 | | | 2/2 | 5 | 1 | | | | 1 | | | 45:16 |
| 16 | GALIA Martin | | | | | | | | | 1 | | 1 | | | | | | 30:25 |
| 19 | BABAK Tomas | 5/7 | 71 | | | 3/5 | 1/1 | | 1/1 | 2 | 2 | | | | | | | 45:56 |
| 22 | LINHART Petr | 3/6 | 50 | 1/1 | | 2/4 | | 0/1 | | 2 | 1 | | | | | | | 22:46 |
| 23 | PETROVSKY Leos | 1/2 | 50 | 0/1 | | | | 1/1 | | 1 | 3 | | 1 | 1 | 1 | | | 47:11 |
| 27 | ZDRAHALA Ondrej | 1/5 | 20 | | | 0/3 | 0/1 | 1/1 | | | 2 | | | | | | | 23:43 |
| 32 | SINDELAR Jakub | | | | | | | | | | 1 | | | | | 1 | | 8:48 |
| 41 | KASAL Michal | 0/2 | 0 | | | 0/2 | | | | 1 | | | | | | | | 8:01 |
| 42 | SZYMANSKI Jakub | | | | | | | | | 1 | | 2 | 3 | 1 | 3 | | | 25:31 |
| 71 | STOCHL Petr | | | | | | | | | | | 1 | | | | | | 29:35 |
| | Bench/Team | | | | | | | | | | 1 | | | | | | | |
| Totals | | 22/43 | 51 | 1/2 | 2/5 | 7/19 | 3/5 | 5/7 | 4/5 | 15 | 14 | 6 | 4 | 3 | 6 | | | |

| Goalkeepers | | Total Shots | | 6m Shots | | Wing Shots | | 9m Shots | | 7m Shots | | Fast Breaks | | Breakthroughs | |
|---------------|--------------|-------------|----|----------|----|------------|----|----------|----|----------|----|-------------|---|---------------|----|
| No. | Name | S/S | % | S/S | % | S/S | % | S/S | % | S/S | % | S/S | % | S/S | % |
| 16 | GALIA Martin | 3/18 | 17 | 0/3 | 0 | 1/3 | 33 | 0/4 | 0 | 2/3 | 67 | 0/2 | 0 | 0/3 | 0 |
| 71 | STOCHL Petr | 6/27 | 22 | 1/3 | 33 | 1/3 | 33 | 3/10 | 30 | 0/3 | 0 | 0/5 | 0 | 1/3 | 33 |
| Totals | | 9/45 | 20 | 1/6 | 17 | 2/6 | 33 | 3/14 | 21 | 2/6 | 33 | 0/7 | 0 | 1/6 | 17 |

| Team Shots | Goals | Saves | Missed | Post | Blocked | Total | % |
|---------------|-------|-------|--------|------|---------|-------|----|
| 6m Shots | 1 | 1 | | | | 2 | 50 |
| Wing Shots | 2 | 2 | 1 | | | 5 | 40 |
| 9m Shots | 7 | 5 | 3 | 1 | 3 | 19 | 37 |
| 7m Shots | 3 | 2 | | | N/A | 5 | 60 |
| Fast Breaks | 5 | 1 | | 1 | | 7 | 71 |
| Breakthroughs | 4 | | 1 | | | 5 | 80 |
| Totals | 22 | 11 | 5 | 2 | 3 | 43 | 51 |

Number of Attacks: 56, Scoring Efficiency: 39%



24th Men's World Championship 2015

Qatar



SUN 18 JAN 2015
21:00

Preliminary Round - Group C

Ali Bin Hamad Al-Attiyah Arena

Match Team Statistics

Match No: 23

CZE 22 - 36 SWE
(10 - 19) (12 - 17)

Referees: GEIPEL Lars / HELBIG Marcus (GER)

CZE - Czech Republic

Shots Distribution

Players

Goals / Shots

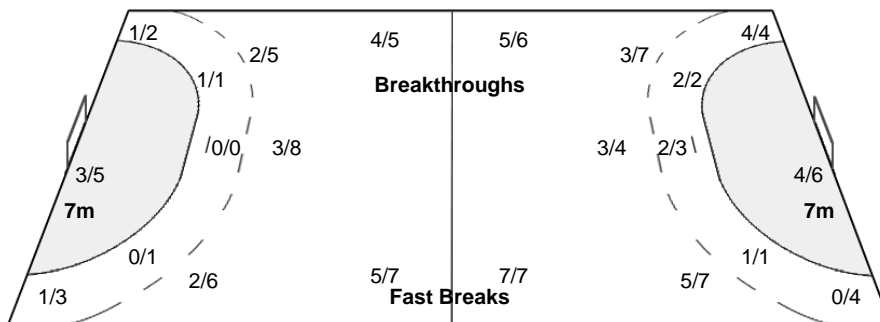
| Player | Goals | Shots | Notes |
|----------------|-------|-------|-----------|
| 2 HRSTKA J | 0 | 1 | |
| 3 BECVAR R | 1 | 1 | |
| 5 JURKA M | 0 | 1 | 1-Missed |
| 8 MOTL J | 0 | 1 | 1-Post |
| 9 JICHA F | 0 | 1 | |
| 11 SOBOL J | 2 | 2 | 1-Missed |
| 13 HORAK P | 3 | 3 | |
| 16 GALIA M | 0 | 1 | |
| 19 BABAK T | 2 | 2 | 1-Blocked |
| 22 LINHART P | 1 | 1 | 1-Missed |
| 23 PETROVSKY L | 0 | 1 | 1-Post |
| 27 ZDRAHALA O | 0 | 1 | 1-Missed |
| 32 SINDELAR J | 0 | 1 | 2-Blocked |
| 41 KASAL M | 0 | 1 | 1-Missed |
| 42 SZYMANSKI J | 0 | 0 | |
| 71 STOCHL P | 0 | 0 | |

Team Goals / Shots

| | | |
|-----|-----|-----|
| 8/8 | 0/2 | 0/1 |
| 1/5 | | 0/2 |
| 3/4 | 2/2 | 8/9 |

5-Missed 2-Post 3-Blocked

Offence



Defence

Goalkeepers Saves / Shots

| | | |
|-----|-----|------|
| 0/7 | | 1/6 |
| 2/6 | | 2/4 |
| 0/7 | 2/3 | 2/12 |

16 GALIA M

| | | |
|-----|-----|-----|
| 0/4 | | 1/3 |
| 1/4 | | |
| 0/2 | 1/2 | 0/3 |

71 STOCHL P

| | | |
|-----|-----|-----|
| 0/3 | | 0/3 |
| 1/2 | | 2/4 |
| 0/5 | 1/1 | 2/9 |



24th Men's World Championship 2015

Qatar



SUN 18 JAN 2015
21:00

Preliminary Round - Group C

Ali Bin Hamad Al-Attiyah Arena

Match Team Statistics

Match No: 23

CZE 22 - 36 SWE
(10 - 19) (12 - 17)

Referees: GEIPEL Lars / HELBIG Marcus (GER)

SWE - Sweden

| Players | | Shots | | | | | | | | Offence | | Defence | | Penalties | | | TP | |
|---------------|-------------------|-------|-----|-----|------|-------|-----|-----|-----|---------|----|---------|----|-----------|------|----|----|-------|
| No. | Name | G/S | % | 6m | Wing | 9m | 7m | FB | BT | AS | TF | ST | BS | YC | 2Min | RC | | DR |
| 1 | ANDERSSON Mattias | | | | | | | | | | 1 | 2 | | | | | | 60:00 |
| 2 | PERSOON Magnus | 0/1 | 0 | | | 0/1 | | | | 1 | | | | | | | | 14:36 |
| 4 | OLSSON Markus | 4/6 | 67 | 1/1 | | 3/4 | | | 0/1 | 2 | 2 | | | 1 | 1 | | | 34:47 |
| 5 | ANDERSSON Kim | 10/10 | 100 | | | 5/5 | | 4/4 | 1/1 | 6 | 4 | | 1 | | 1 | | | 41:59 |
| 6 | KÄLLMAN Jonas | 2/2 | 100 | | 1/1 | | | 1/1 | | | | | | | | | | 15:25 |
| 8 | KARLSSON Lukas | 1/4 | 25 | | 0/1 | 1/3 | | | | 1 | 2 | | | | | | | 27:51 |
| 10 | EKBERG Niclas | 3/5 | 60 | 1/1 | 0/1 | | 2/3 | | | | | | | | | | | 25:48 |
| 18 | KARLSSON Tobias | | | | | | | | | 1 | | | 2 | 1 | 1 | | | 28:33 |
| 21 | FAHLGREN Patrik | 1/2 | 50 | | | 0/1 | | | 1/1 | 2 | 1 | | | | | | | 7:55 |
| 22 | SJÖSTRAND Johan | | | | | | | | | | | | | | | | | |
| 24 | PETERSEN Fredrik | 6/8 | 75 | | 3/3 | 0/1 | 2/3 | | 1/1 | 2 | | | | | | | | 45:20 |
| 26 | HALÉN Anton | 1/4 | 25 | 0/1 | 0/2 | | | 1/1 | | | 1 | | | | | | | 34:52 |
| 27 | BARUD Niclas | | | | | | | | | | | | | | | | | 6:08 |
| 31 | ÖSTLUND Viktor | 5/6 | 83 | | | 2/3 | | 1/1 | 2/2 | 5 | 1 | | | | | | | 17:09 |
| 35 | NILSSON Andreas | 3/3 | 100 | 3/3 | | | | | | 2 | 1 | | | | | | | 29:05 |
| 36 | NIELSEN Jesper | | | | | | | | | | | | | 1 | 2 | | | 30:32 |
| | Bench/Team | | | | | | | | | | | | | | | | | |
| Totals | | 36/51 | 71 | 5/6 | 4/8 | 11/18 | 4/6 | 7/7 | 5/6 | 22 | 13 | 2 | 3 | 3 | 5 | | | |

| Goalkeepers | | Total Shots | | 6m Shots | | Wing Shots | | 9m Shots | | 7m Shots | | Fast Breaks | | Breakthroughs | |
|---------------|-------------------|-------------|----|----------|----|------------|----|----------|----|----------|----|-------------|----|---------------|---|
| No. | Name | S/S | % | S/S | % | S/S | % | S/S | % | S/S | % | S/S | % | S/S | % |
| 1 | ANDERSSON Mattias | 11/33 | 33 | 1/2 | 50 | 2/4 | 50 | 5/12 | 42 | 2/5 | 40 | 1/6 | 17 | 0/4 | 0 |
| 22 | SJÖSTRAND Johan | | | | | | | | | | | | | | |
| Totals | | 11/33 | 33 | 1/2 | 50 | 2/4 | 50 | 5/12 | 42 | 2/5 | 40 | 1/6 | 17 | 0/4 | 0 |

| Team Shots | Goals | Saves | Missed | Post | Blocked | Total | % |
|---------------|-------|-------|--------|------|---------|-------|-----|
| 6m Shots | 5 | 1 | | | | 6 | 83 |
| Wing Shots | 4 | 2 | 1 | 1 | | 8 | 50 |
| 9m Shots | 11 | 3 | | | 4 | 18 | 61 |
| 7m Shots | 4 | 2 | | | N/A | 6 | 67 |
| Fast Breaks | 7 | | | | | 7 | 100 |
| Breakthroughs | 5 | 1 | | | | 6 | 83 |
| Totals | 36 | 9 | 1 | 1 | 4 | 51 | 71 |

Number of Attacks: 57, Scoring Efficiency: 63%



24th Men's World Championship 2015

Qatar



SUN 18 JAN 2015
21:00

Preliminary Round - Group C

Ali Bin Hamad Al-Attiyah Arena

Match Team Statistics

Match No: 23

CZE 22 - 36 SWE
(10 - 19) (12 - 17)

Referees: GEIPEL Lars / HELBIG Marcus (GER)

SWE - Sweden

Shots Distribution

Players

Goals / Shots

| 1 ANDERSSON M | 2 PERSSON M | 4 OLSSON M | 5 ANDERSSON K | 6 KÄLLMAN J | 8 KARLSSON L | 10 EKBERG N |
|---------------|-------------|------------|---------------|-------------------|--------------|---------------------|
| 0/0 | 0/1 | 2/2 1/2 | 1/1 0/1 | 2/2 1/1 1/1 | 1/1 | 2/3 1/1 |
| | | | | | 1-Missed | 2-Blocked 1-Post |

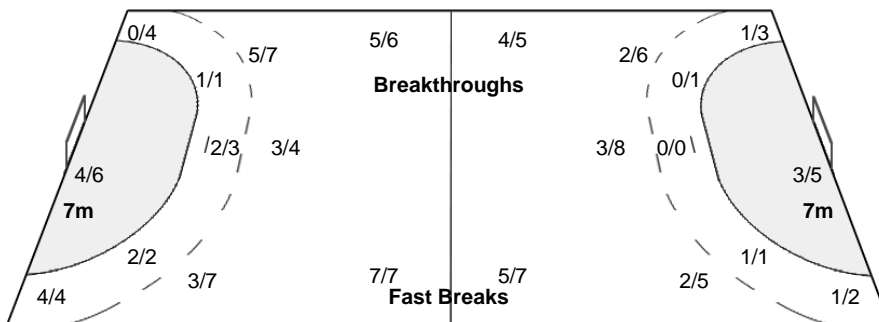
| 18 KARLSSON T | 21 FAHLGREN P | 22 SJÖSTRAND J | 24 PETERSEN F | 26 HALÉN A | 27 BARUD N | 31 ÖSTLUND V |
|---------------|---------------|----------------|---------------|-------------------|------------|-------------------|
| 0/0 | 1/1 0/1 | 0/0 | 1/1 2/2 | 1/2 1/1 0/1 | 0/2 | 1/1 2/2 1/1 |
| | | | 1-Blocked | | | 1-Blocked |

| 35 NILSSON A | 36 NIELSEN J |
|--------------|--------------|
| 1/1 2/2 | 0/0 |

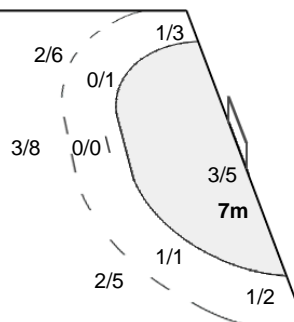
Team Goals / Shots

| | |
|----------|-----------|
| 7/7 | 5/6 |
| 4/6 | 2/4 |
| 7/7 | 10/12 |
| 1-Missed | 1-Post |
| | 4-Blocked |

Offence



Defence



Goalkeepers Saves / Shots

| | | |
|-----|-----|-----|
| 0/8 | 2/2 | 1/1 |
| 4/5 | | 2/2 |
| 1/4 | 0/2 | 1/9 |

1 ANDERSSON M

| | | |
|-----|-----|-----|
| 0/8 | 2/2 | 1/1 |
| 4/5 | | 2/2 |
| 1/4 | 0/2 | 1/9 |

22 SJÖSTRAND J

| | | |
|-----|-----|-----|
| 0/0 | 0/0 | 0/0 |
| 0/0 | 0/0 | 0/0 |
| 0/0 | 0/0 | 0/0 |

NOTE
marked player number indicate 'player award'

| LEGEND | |
|------------------------------------|--|
| TP Time Played | G / Att. Goals / Attacks |
| 6mC 6m Centre Shots | Pos Position Attacks |
| 9m 9m Shots | P7 Penalty Fouls |
| R7 Received 7m-Fouls | BT Breakthroughs |
| Prop. % Proportion of Goals | % Efficiency |
| BS Blocked Shots | YC Yellow Cards |
| ST Steals | RC Red Cards |
| AS Assists | 2Min 2 Minute Suspensions |
| 2+2 2+2 Minute Suspensions | NS Near Shots |
| FTO Fast Throw off | TO (TF) Turnover (Technical Faults) |
| FB All Fast Breaks | Ind. FB Individual Fast |
| 7mP 7m Penalty Shots | Wing Wing Shots |